



# Utangaro, Rū and Hape

(Story / Article / Play)



## National Standards (Rdg):

By the end of: Year

## Readability:

years

### A Did I Understand?

(Comprehension Questions)



1. Where was Paehakura?
2. Where were the albatross feathers?
3. Who lived at Kokai?
4. What was hidden in the sand?
5. What kind of animals are the pets?
6. Why were Rū and Hape very angry?
7. What was the strong tug on the line?
8. Thinking about the story you have just read, now answer the question at the end of the story.



### D What's the Question?

(You write the question to the answer given below)

1. Smoke rose
2. Their cries of grief and anger
3. Mana Cracknell



### E Word Study

Write and/or draw meanings for these words.

1. Uneasy
2. Grief
3. Lingered
4. Shore



### F My Thesaurus: Similes / Antonyms

Choose 5 words from the story/play/article and write the following for EACH word chosen. Simile = another word which has a similar meaning. E.g. Hot = Boiling. Antonym=another word which is the opposite of the word chosen. E.g. Run = Walk. You may also like to do this as a Pictionary (drawing a picture of the similar/opposite meaning of the word).



### B Picture Cues: Find the answers to these questions using the pictures in the story/article/play.

1. What is in the seals mouth?
2. What is at the very top of page 19?
3. What page is the rainbow on?

### C

How Many? How many of the following are in the story/article/play?



1. People are sitting around the fire?
2. Teeth do the seals have?
3. People are wearing a full cloak?



### G Odd 1 Out Which is the odd one out which was not in or related to the story/article/play? Justify your answer (say why).

- |   |      |   |          |
|---|------|---|----------|
| 1 | Hepa | 2 | Hape     |
| 3 | Rū   | 4 | Utangaro |



### H Theme Words Decide on a theme from the story/article/play you are reading (such as fishing). Then write down as many words from your story/article/play which are related to the theme.



**J Syllables** Write down 2 words from the journal that has 1 syllable, 2 words that have 2 syllables, and 2 words with more than 2 syllables, E.g. sometimes= some /times, Situation=sit/u/a/tion etc.



**I Chunking** Try to find 5 words from the journal that you can "Chunk" or split, so one word makes two words. E.g. Sometimes = some + times.



### K Who Am I?

Choose any one of the characters in the journal and do a mini profile on them. This needs to include as much information about that character that you found in the journal.



**L All Mixed Up** Using a sentence from the journal, make up your own mixed up/jumbled sentence where someone has to try to put the sentence in order so it makes sense. Remember to include the answer as well.



**M What Am I?** Choose any inanimate object (such as a chair etc- something that is not alive), and using descriptive language, try and make it come alive in a way where others have to try and guess what it is. Remember to include the answer. You may also like to illustrate your object.



**N Activities:** Choose one of the below (or your teacher will tell you which one to do) in relation to the story/article/play. A few possibilities include: Mini Pictionary/Dictionary, Cartoon Drawing or similar, Junior Big Book, Redesign the Journal Cover Page, Model / Puppet / Mobile / Craft etc, Wordfind / Crossword, Teacher Choice, Your Choice, Mini Booklet, Oral Retell/ storytelling to the class, Sketch/diagram, Poster, Song, Title Page, Make up your own Journal/Reading Contract, Make up a Question and Answer type quiz, Audio Book, Presentation, Advert/TV Review, Mini Fact File.



# Fast Food

(Story / Article / Play)



**National Standards (Rdg):**  
By the end of: Year

**Readability:**  
years

## A Did I Understand?

(Comprehension Questions)



1. Where does the play take place (scene)?
2. What has Christchurch got to do with this play?
3. What are weka regarded as on Rēkohu?
4. Name all the characters.
5. What is Rēkohu?
6. What did they have to pluck?
7. What needed to be really hot?
8. Explain the difference between what 'fast food' meant in this play, and what it normally means?

## D What's the Question?



(You write the question to the answer given below)

1. Bonfire on the beach
2. Get the pāua ready
3. "I'm starving!"



## E Word Study

Write and/or draw meanings for these words.

1. Driftwood
2. Nudge
3. Elbow
4. Kete



## F My Thesaurus: Similes / Antonyms


Choose 5 words from the story/play/article and write the following for EACH word chosen. Simile = another word which has a similar meaning. E.g. Hot = Boiling. Antonym=another word which is the opposite of the word chosen. E.g. Run = Walk. You may also like to do this as a Pictionary (drawing a picture of the similar/opposite meaning of the word).



## B Picture Cues: Find the answers to these questions using the pictures in the story/article/play.

1. List all the different coloured tops/shirts.
2. Where was the starfish?
3. What page is the cave on?

## C How Many? How many of the following are in the story/article/play?



1. Pāua in the kete?
2. People wore a hat?
3. Kete are there altogether?



## G Odd 1 Out Which is the odd one out which was not in or related to the story/article/play? Justify your answer (say why).

1 Hineroa

2 Jade

3 Ani

4 Hinemoa



## H Theme Words Decide on a theme from the story/article/play you are reading (such as fishing). Then write down as many words from your story/article/play which are related to the theme.



**I Chunking** Try to find 5 words from the journal that you can "Chunk" or split, so one word makes two words. E.g. Sometimes = some + times.



**J Syllables** Write down 2 words from the journal that has 1 syllable, 2 words that have 2 syllables, and 2 words with more than 2 syllables, E.g. sometimes= some /times, Situation=sit/u/a/tion etc.



## K Who Am I?

Choose any one of the characters in the journal and do a mini profile on them. This needs to include as much information about that character that you found in the journal.



## L All Mixed Up

Using a sentence from the journal, make up your own mixed up/jumbled sentence where someone has to try to put the sentence in order so it makes sense. Remember to include the answer as well.



**M What Am I?** Choose any inanimate object (such as a chair etc- something that is not alive), and using descriptive language, try and make it come alive in a way where others have to try and guess what it is. Remember to include the answer. You may also like to illustrate your object.



## N Activities:

Choose one of the below (or your teacher will tell you which one to do) in relation to the story/article/play. A few possibilities include: Mini Pictionary/Dictionary, Cartoon Drawing or similar, Junior Big Book, Redesign the Journal Cover Page, Model / Puppet / Mobile / Craft etc, Wordfind / Crossword, Teacher Choice, Your Choice, Mini Booklet, Oral Retell/ storytelling to the class, Sketch/diagram, Poster, Song, Title Page, Make up your own Journal/Reading Contract, Make up a Question and Answer type quiz, Audio Book, Presentation, Advert/TV Review, Mini Fact File.



## A Did I Understand?

(Comprehension Questions)



1. Who was the interview with?
2. Explain why the hopo has great importance.
3. What depicts the legends and history of Rēkohu?
4. What is on the wooden pou?
5. What did all the chiefs agree to?
6. Why did the chiefs agree to share?
7. How are the chiefs honoured?
8. How is the karaka tree special?
9. Make up your own glossary using the words on page 13. Be creative.



**B Picture Cues:** Find the answers to these questions using the pictures in the story/article/play.

1. What is happening at the wooden pou?
2. Describe the background on page 11.
3. Where are the people walking on page 12?

## C

**How Many?** How many of the following are in the story/article/play?



1. People are in the old photo on page 9?
2. Triangle shapes are on the image on page 8?
3. Rock or stone items are on page 11?



## D What's the Question?

(You write the question to the answer given below)

1. The vow of peace
2. To look like a hopo
3. Bark of the kopu trees



## E Word Study

Write and/or draw meanings for these words.

1. Depict
2. Symbol
3. Carvings
4. Kōpi



## F My Thesaurus: Similes / Antonyms

Choose 5 words from the story/play/article and write the following for EACH word chosen. Simile = another word which has a similar meaning. E.g. Hot = Boiling. Antonym=another word which is the opposite of the word chosen. E.g. Run = Walk. You may also like to do this as a Pictionary (drawing a picture of the similar/opposite meaning of the word).



## G Odd 1 Out

Which is the odd one out which was not in or related to the story/article/play? Justify your answer (say why).

1

1835

2

1835

3

1853

4

1561



**H Theme Words** Decide on a theme from the story/article/play you are reading (such as fishing). Then write down as many words from your story/article/play which are related to the theme.



**I Chunking** Try to find 5 words from the journal that you can "Chunk" or split, so one word makes two words. E.g. Sometimes = some + times.



**J Syllables** Write down 2 words from the journal that has 1 syllable, 2 words that have 2 syllables, and 2 words with more than 2 syllables, E.g. sometimes= some /times, Situation=sit/u/a/tion etc.



## K Who Am I?

Choose any one of the characters in the journal and do a mini profile on them. This needs to include as much information about that character that you found in the journal.



## L All Mixed Up

Using a sentence from the journal, make up your own mixed up/jumbled sentence where someone has to try to put the sentence in order so it makes sense. Remember to include the answer as well.



## M What Am I?

Choose any inanimate object (such as a chair etc- something that is not alive), and using descriptive language, try and make it come alive in a way where others have to try and guess what it is. Remember to include the answer. You may also like to illustrate your object.



## N Activities:

Choose one of the below (or your teacher will tell you which one to do) in relation to the story/article/play. A few possibilities include: Mini Pictionary/Dictionary, Cartoon Drawing or similar, Junior Big Book, Redesign the Journal Cover Page, Model / Puppet / Mobile / Craft etc, Wordfind / Crossword, Teacher Choice, Your Choice, Mini Booklet, Oral Retell/ storytelling to the class, Sketch/diagram, Poster, Song, Title Page, Make up your own Journal/Reading Contract, Make up a Question and Answer type quiz, Audio Book, Presentation, Advert/TV Review, Mini Fact File.



**Introduction: Rēkohu and the Mōriori +**  
Who Are the Mōriori?  
 (Story / Articles / Play)



**National Standards (Rdg):**  
 By the end of: Year

**Readability:**  
 years

**A Did I Understand?**  
 (Comprehension Questions)



1. Is Rēkohu part of New Zealand?
2. What are the people of the land called?
3. List all the place names on Rēkohu.
4. What did the 2006 Census find out?
5. What was not true?
6. Explain why Hinemata flew to Rēkohu.
7. What year was the original journal published?
8. What was Māui determined to do?

**D What's the Question?**



(You write the question to the answer given below)

1. Chatham Islands
2. Attended the opening
3. "The Fishing Rock"

**E Word Study**



Write and/or draw meanings for these words.

1. Dedicated
2. Slimy
3. Marae
4. Te Ara



**I Chunking** Try to find 5 words from the journal that you can "Chunk" or split, so one word makes two words. E.g, Sometimes = some + times.



**J Syllables** Write down 2 words from the journal that has 1 syllable, 2 words that have 2 syllables, and 2 words with more than 2 syllables, E.g, sometimes= some /times, Situation=sit/u/a/tion etc.



**K Who Am I?**

Choose any one of the characters in the journal and do a mini profile on them. This needs to include as much information about that character that you found in the journal.



**L All Mixed Up**

Using a sentence from the journal, make up your own mixed up/jumbled sentence where someone has to try to put the sentence in order so it makes sense. Remember to include the answer as well.

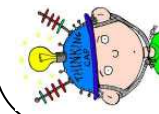


**M What Am I?** Choose any inanimate object (such as a chair etc- something that is not alive), and using descriptive language, try and make it come alive in a way where others have to try and guess what it is. Remember to include the answer. You may also like to illustrate your object.



**N Activities:**

Choose one of the below (or your teacher will tell you which one to do) in relation to the story/article/play. A few possibilities include: Mini Pictionary/Dictionary, Cartoon Drawing or similar, Junior Big Book, Redesign the Journal Cover Page, Model / Puppet / Mobile / Craft etc, Wordfind / Crossword, Teacher Choice, Your Choice, Mini Booklet, Oral Retell/ storytelling to the class, Sketch/diagram, Poster, Song, Title Page, Make up your own Journal/Reading Contract, Make up a Question and Answer type quiz, Audio Book, Presentation, Advert/TV Review, Mini Fact File.



**G Odd 1 Out** Which is the odd one out which was not in or related to the story/article/play? Justify your answer (say why).

- |   |         |   |        |
|---|---------|---|--------|
| 1 | Mōriori | 2 | Māori  |
| 3 | Pākeha  | 4 | Rēkohu |




**H Theme Words** Decide on a theme from the story/article/play you are reading (such as fishing). Then write down as many words from your story/article/play which are related to the theme.



**B Picture Cues:** Find the answers to these questions using the pictures in the story/article/play.

1. Who was wearing gumboots on page 3?
2. Where are the framed pictures?
3. How many numbers are on Māui's shirt?

**C How Many?**



- How many of the following are in the story/article/play?
1. Children are on page 3?
  2. Boats are there altogether?
  3. Buttons are on Hinemata's jersey?



## Rekohu Timeline + Special Places

(Story / Articles / Play)



## National Standards (Rdg):

By the end of: Year

## Readability:

years

### **A** Did I Understand?

(Comprehension Questions)



1. What did archaeologists find?
2. What is the HMS Chatham?
3. When were the last Moriori slaves freed?
4. Which Prime Minister unveiled a statue?
5. What was the \$6 million trust for?
6. Put all the names of the children into alphabetical order.
7. Write a list of all the children's special places on the island. Graph your results.
8. After reading all the children's profiles, why do YOU think the Chatham Islands would be a great place to live?

### **D** What's the Question?



(You write the question to the answer given below)

1. 1838-39
2. Filed a claim
3. Tiny fishing village

### **E** Word Study



Write and/or draw meanings for these words.


1. Commemorate
2. Toutouwai
3. Identity
4. Oystercatchers



**B** Picture Cues: Find the answers to these questions using the pictures in the story/article/play.

1. Where is the 'Hokotehi' symbol?
2. What is sleeping in the sand?
3. Where is the sun image/picture?

### **C** How Many?



How many of the following are in the story/article/play?

1. Boats are on page 14?
2. People are on the wharf/jetty?
3. Children are wearing shoes?



**G** Odd 1 Out Which is the odd one out which was not in or related to the story/article/play? Justify your answer (say why).

1

Monique

2

Jacob

3

Jesse

4

JP



**H** Theme Words Decide on a theme from the story/article/play you are reading (such as fishing). Then write down as many words from your story/article/play which are related to the theme.



### **K** Who Am I?

Choose any one of the characters in the journal and do a mini profile on them. This needs to include as much information about that character that you found in the journal.



### **L** All Mixed Up

Using a sentence from the journal, make up your own mixed up/jumbled sentence where someone has to try to put the sentence in order so it makes sense. Remember to include the answer as well.



### **M** What Am I?

Choose any inanimate object (such as a chair etc- something that is not alive), and using descriptive language, try and make it come alive in a way where others have to try and guess what it is. Remember to include the answer. You may also like to illustrate your object.



### **N** Activities:

Choose one of the below (or your teacher will tell you which one to do) in relation to the story/article/play. A few possibilities include: Mini Pictionary/Dictionary, Cartoon Drawing or similar, Junior Big Book, Redesign the Journal Cover Page, Model / Puppet / Mobile / Craft etc, Wordfind / Crossword, Teacher Choice, Your Choice, Mini Booklet, Oral Retell/ storytelling to the class, Sketch/diagram, Poster, Song, Title Page, Make up your own Journal/Reading Contract, Make up a Question and Answer type quiz, Audio Book, Presentation, Advert/TV Review, Mini Fact File.

Date:



### A - Did I Understand?

- 1
- 2
- 3
- 4
- 5
- 6
- 7
- 8

### D - What's the Question?

- 1
- 2
- 3


### E - Word Study

- 1
- 2
- 3
- 4



Activities K, M and N are to be done separately.

Name:



### F - My Thesaurus

| Journal Word           | Simile               | Antonym              |
|------------------------|----------------------|----------------------|
| 1 <input type="text"/> | <input type="text"/> | <input type="text"/> |
| 2 <input type="text"/> | <input type="text"/> | <input type="text"/> |
| 3 <input type="text"/> | <input type="text"/> | <input type="text"/> |
| 4 <input type="text"/> | <input type="text"/> | <input type="text"/> |
| 5 <input type="text"/> | <input type="text"/> | <input type="text"/> |

*if doing a Pictionary, do this on card/paper*

### I - Chunking



### J - Syllables




### L - All Mixed Up

### B - Picture Cues



- 1
- 2
- 3

### C - How Many?



- 1
- 2
- 3

### G - Odd One Out



The odd one out is:

because...

### H - Theme Words: My Theme is ...

