



The Real Richie McCaw

(Story / Article / Play)



National Standards (Rdg):

Readability:

A Did I Understand?

(Comprehension Questions)



1. Who are the children who opened the curtain?
2. What did Moko lead?
3. When did Richie tackle a Welsh team member?
4. Where are the children from?
5. Why were the children and crowd amazed?
6. How did the children make the statue?
7. Who did Richie walk out with on page 7?
8. List all the things that were said that make Richie McCaw a great role model.



B Picture Cues:

Find the answers to these questions using the pictures in the story/article/play.

1. What colour was the curtain?
2. What page is the fire hose on?
3. What item is the word 'Powerade' on?

C



How Many? How many of the following are in the story/article/play?

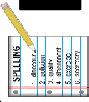
1. Children are holding the rugby ball together?
2. Children are doing the haka?
3. Paint brushes can you see altogether?



D What's the Question?

(You write the question to the answer given below)

1. See you later
2. Loud and proud
3. Slap me, slap me!



E Word Study

Write and/or draw meanings for these words.

1. Young fella
2. Mannequin
3. Floorboards
4. Cubicle



F My Thesaurus: Synonyms/Antonyms

Choose 5 words from the story/play/article and write the following for EACH word chosen. Synonym = a word which has a similar meaning. E.g, Hot = Boiling. Antonym=another word which is the opposite of the word chosen. E.g, Hot = Cold. You may also like to do this as a Pictionary (drawing a picture of the similar/opposite meaning of the word).



G Odd 1 Out

Which is the odd one out? Remember to justify your answer by saying why you think it is the odd one out.

1

Richie

2

Rayna

3

Torere

4

Havana



H Theme Words

Decide on a theme from the story/article/play you are reading (such as fishing).

Then write down as many words from your story/article/play which are related to the theme.



I Chunking Try to find 5 words from the journal that you can "Chunk" or split, so one word makes two words. E.g, Sometimes = some + times.



J Syllables Write down 2 words from the journal that has 1 syllable, 2 words that have 2 syllables, and 2 words with more than 2 syllables, E.g, sometimes= some /times, Situation=sit/u/a/tion etc.



K Who Am I?

Choose any one of the characters in the journal and do a mini profile on them. This needs to include as much information about that character that you found in the journal.



L All Mixed Up

Using a sentence from the journal, make up your own mixed up/jumbled sentence where someone has to try to put the sentence in order so it makes sense. Remember to include the answer as well.



M What Am I?

Choose any inanimate object (such as a chair etc- something that is not alive), and using descriptive language, try and make it come alive in a way where others have to try and guess what it is. Remember to include the answer. You may also like to illustrate your object.



N Activities:

Choose one of the below (or your teacher will tell you which one to do) in relation to the story/article/play. A few possibilities include: Mini Pictionary/Dictionary, Cartoon Drawing or similar, Junior Big Book, Redesign the Journal Cover Page, Model / Puppet / Mobile / Craft etc, Wordfind / Crossword, Teacher Choice, Your Choice, Mini Booklet, Oral Retell/ storytelling to the class, Sketch/diagram, Poster, Song, Title Page, Make up your own Journal/Reading Contract, Make up a Question and Answer type quiz, Audio Book, Presentation, Advert/TV Review, Mini Fact File.



From Kick-off to Cup - a Rugby Timeline (Article)



National Standards (Rdg):
By the end of: Year 6

Readability:
10 - 12 years

A Did I Understand?

(Comprehension Questions)



1. Who is Colin Meads?
2. What happened in 2010? (list all of them)
3. When was rugby born?
4. Where did the team tour in 1884?
5. Why was the tour cancelled in 1891?
6. How did the New Zealand Native Team keep fit on their trip to Britain?
7. Make up your own timeline using the information from the article. Be creative.



D What's the Question?

(You write the question to the answer given below)

1. 1987
2. British Lions
3. Lui Paewai



E Word Study

Write and/or draw meanings for these words.

1. NZRFU
2. Parade
3. Pinetree
4. Apartheid



F My Thesaurus: Synonyms/Antonyms

Choose 5 words from the story/play/article and write the following for EACH word chosen. Synonym = a word which has a similar meaning. E.g, Hot = Boiling. Antonym=another word which is the opposite of the word chosen. E.g, Hot = Cold. You may also like to do this as a Pictionary (drawing a picture of the similar/opposite meaning of the word).




B Picture Cues: Find the answers to these questions using the pictures in the story/article/play.

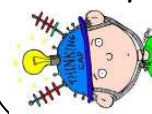
1. What colours are the uniform of the NZ Māori team?
2. What page is the barbed wire on?
3. What does the sign say that the child is holding up in Wellington?

C

How Many? How many of the following are in the story/article/play?



1. Different dates are there altogether?
2. Small metal shields on the Ranfurly Shield?
3. People are in the image on page 21?



G Odd 1 Out Which is the odd one out?

Remember to justify your answer by saying why you think it is the odd one out.

1	1981	2	1928
3	1891	4	1960



H Theme Words

Decide on a theme from the story/article/play you are reading (such as fishing). Then write down as many words from your story/article/play which are related to the theme.



I Chunking

Try to find 5 words from the journal that you can "Chunk" or split, so one word makes two words. E.g, Sometimes = some + times.



J Syllables

Write down 2 words from the journal that has 1 syllable, 2 words that have 2 syllables, and 2 words with more than 2 syllables, E.g, sometimes= some /times, Situation=sit/u/a/tion etc.



K Who Am I?

Choose any one of the characters in the journal and do a mini profile on them. This needs to include as much information about that character that you found in the journal.



L All Mixed Up

Using a sentence from the journal, make up your own mixed up/jumbled sentence where someone has to try to put the sentence in order so it makes sense. Remember to include the answer as well.



M What Am I?

Choose any inanimate object (such as a chair etc- something that is not alive), and using descriptive language, try and make it come alive in a way where others have to try and guess what it is. Remember to include the answer. You may also like to illustrate your object.



N Activities:

Choose one of the below (or your teacher will tell you which one to do) in relation to the story/article/play. A few possibilities include: Mini Pictionary/Dictionary, Cartoon Drawing or similar, Junior Big Book, Redesign the Journal Cover Page, Model / Puppet / Mobile / Craft etc, Wordfind / Crossword, Teacher Choice, Your Choice, Mini Booklet, Oral Retell/ storytelling to the class, Sketch/diagram, Poster, Song, Title Page, Make up your own Journal/Reading Contract, Make up a Question and Answer type quiz, Audio Book, Presentation, Advert/TV Review, Mini Fact File.



Get Ready to Roll!

(Story / Article / Play)



National Standards (Rdg):

By the end of: Year 5

Readability:
9 - 10 years

A Did I Understand?

(Comprehension Questions)



1. Who is Curtis Palmer?
2. What happened in 2004?
3. When must a coach think carefully? Why?
4. Where is the bumper located?
5. Why was playing wheelchair rugby in standard wheelchairs too tough?
6. How have some people become a quadriplegic?
7. Describe/explain how wheelchair rugby is played. You may want to do a diagram and/or mini model to show this.

D What's the Question?



(You write the question to the answer given below)

1. 0.5 - 3.5
2. Quadriplegia
3. Fast-paced game

E Word Study



Write and/or draw meanings for these words.

1. Cambered
2. Paralympics
3. Scrummaging
4. Paralysed



I Chunking Try to find 5 words from the journal that you can "Chunk" or split, so one word makes two words. E.g, Sometimes = some + times.



J Syllables Write down 2 words from the journal that has 1 syllable, 2 words that have 2 syllables, and 2 words with more than 2 syllables, E.g, sometimes= some /times, Situation=sit/u/a/tion etc.



K Who Am I?

Choose any one of the characters in the journal and do a mini profile on them. This needs to include as much information about that character that you found in the journal.



L All Mixed Up

Using a sentence from the journal, make up your own mixed up/jumbled sentence where someone has to try to put the sentence in order so it makes sense. Remember to include the answer as well.



F My Thesaurus: Synonyms/Antonyms

Choose 5 words from the story/play/article and write the following for EACH word chosen. Synonym = a word which has a similar meaning. E.g, Hot = Boiling. Antonym=another word which is the opposite of the word chosen. E.g, Hot = Cold. You may also like to do this as a Pictionary (drawing a picture of the similar/opposite meaning of the word).



B Picture Cues:

Find the answers to these questions using the pictures in the story/article/play.

1. What number is on Curtis Palmer's shirt?
2. List all the different numbers of the players shown.
3. Where are the red shirt players from?



C How Many?

How many of the following are in the story/article/play?

1. Wheel Blacks are on the stage when they won gold?
2. White balls are there altogether?
3. Metres is the length of the playing court?



G Odd 1 Out

Which is the odd one out? Remember to justify your answer by saying why you think it is the odd one out.

1

Greece

2

Canada

3

Australia

4

London



H Theme Words

Decide on a theme from the story/article/play you are reading (such as fishing).

Then write down as many words from your story/article/play which are related to the theme.



N Activities:

Choose one of the below (or your teacher will tell you which one to do) in relation to the story/article/play. A few possibilities include: Mini Pictionary/Dictionary, Cartoon Drawing or similar, Junior Big Book, Redesign the Journal Cover Page, Model / Puppet / Mobile / Craft etc, Wordfind / Crossword, Teacher Choice, Your Choice, Mini Booklet, Oral Retell/ storytelling to the class, Sketch/diagram, Poster, Song, Title Page, Make up your own Journal/Reading Contract, Make up a Question and Answer type quiz, Audio Book, Presentation, Advert/TV Review, Mini Fact File.



Mrs Wilding's Potatoes

(Story / Article / Play)



National Standards (Rdg):
By the end of: Year 5

Readability:
8.5-9.5 years

A Did I Understand?

(Comprehension Questions)



1. Who was the former pupil?
2. What was special about Mrs Wilding?
3. When did Mrs Wilding ask the boys for help?
4. Where was the assembly?
5. Why did Liam say, "stink"?
6. How were Liam and Jordan different?
7. Explain what was meant by, "as wide as goalposts".
8. Explain how you think the boys felt at the end of the story. Say why you say this (justify).



D What's the Question?

(You write the question to the answer given below)

1. New potatoes
2. No sweat
3. All Black



E Word Study

Write and/or draw meanings for these words.

1. Sighed
2. Mentioned
3. Schedule
4. Former pupil



C Chunking Try to find 5 words from the journal that you can "Chunk" or split, so one word makes two words. E.g. Sometimes = some + times.



J Syllables Write down 2 words from the journal that has 1 syllable, 2 words that have 2 syllables, and 2 words with more than 2 syllables, E.g. sometimes= some /times, Situation=sit/u/a/tion etc.



K Who Am I?

Choose any one of the characters in the journal and do a mini profile on them. This needs to include as much information about that character that you found in the journal.



L All Mixed Up

Using a sentence from the journal, make up your own mixed up/jumbled sentence where someone has to try to put the sentence in order so it makes sense. Remember to include the answer as well.



F My Thesaurus: Synonyms/Antonyms

Choose 5 words from the story/play/article and write the following for EACH word chosen. Synonym = a word which has a similar meaning. E.g. Hot = Boiling. Antonym=another word which is the opposite of the word chosen. E.g. Hot = Cold. You may also like to do this as a Pictionary (drawing a picture of the similar/opposite meaning of the word).




B Picture Cues:

Find the answers to these questions using the pictures in the story/article/play.

1. List all the colours of the different hats/caps.
2. What was the time on the clock?
3. Who was holding the spade?

C

How Many? How many of the following are in the story/article/play?



1. Times tables are on the whiteboard?
2. Children are sitting at their desk?
3. Rugby balls are there altogether?



G Odd 1 Out

Which is the odd one out? Remember to justify your answer by saying why you think it is the odd one out.

1

Mr Proctor

2

Corban

3

Liam

4

Mrs Wilding



H Theme Words

Decide on a theme from the story/article/play you are reading (such as fishing). Then write down as many words from your story/article/play which are related to the theme.



M What Am I?

Choose any inanimate object (such as a chair etc- something that is not alive), and using descriptive language, try and make it come alive in a way where others have to try and guess what it is. Remember to include the answer. You may also like to illustrate your object.



N Activities:

Choose one of the below (or your teacher will tell you which one to do) in relation to the story/article/play. A few possibilities include: Mini Pictionary/Dictionary, Cartoon Drawing or similar, Junior Big Book, Redesign the Journal Cover Page, Model / Puppet / Mobile / Craft etc, Wordfind / Crossword, Teacher Choice, Your Choice, Mini Booklet, Oral Retell/ storytelling to the class, Sketch/diagram, Poster, Song, Title Page, Make up your own Journal/Reading Contract, Make up a Question and Answer type quiz, Audio Book, Presentation, Advert/TV Review, Mini Fact File.



Date:



Name:

A - Did I Understand?

1

2

3

4

5

6

7

8

B - Picture Cues




1

2

3

C - How Many?



1

2

3

D - What's the Question?



1

2

3

E - Word Study

1

2

3

4

F - My Thesaurus



Journal Word	Synonym	Antonym
1 <input type="text"/>	<input type="text"/>	<input type="text"/>
2 <input type="text"/>	<input type="text"/>	<input type="text"/>
3 <input type="text"/>	<input type="text"/>	<input type="text"/>
4 <input type="text"/>	<input type="text"/>	<input type="text"/>
5 <input type="text"/>	<input type="text"/>	<input type="text"/>

if doing a Pictionary, do this on card/paper

I - Chunking



J - Syllables



L - All Mixed Up

G - Odd One Out



The odd one out is:

because...

H - Theme Words: My Theme is ...

