

Name 

Day/Date 

Reading Contract A



Title: A Busy Week


Colour Level (Guided): Yellow

Text Series: Ready to Read (NZ)

www.therelievingteacher.weebly.com

Trace 

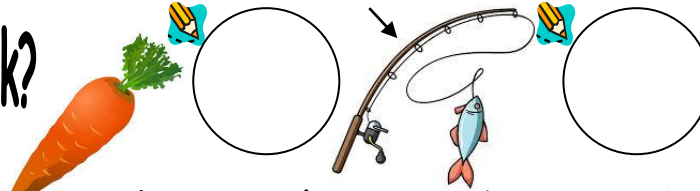
A Busy Week

Fix Up 

Trace over the correct letters, and circle all the letters that are in the wrong place or not correct.


a BuSy WeeK

How many were in the book?





Match up then colour in/trace the words




wood 



newspaper 



cooking 

If any of the above image words are underlined, it is only that word that is used in questions 6-8.

My Picture



Draw pictures that show some of the things that you have done to help your family over the last week.

Name 

Date/Day 

Reading Contract B




Title: A Busy Week


Colour Level (*Guided*): Yellow

Text Series: Ready to Read (NZ)


www.therelievingteacher.weebly.com

Title 

My Words  Write some of your own words which are related to the story, but which were not in the story.

Find the Words  Write words from the story that start with the letters.

g **gl**

My Turn  Using your own words, write your own sentence about something that happened, or that was in the book.



Question Time. Answer the questions.

1. What was the last thing they did?
2. Who was Jack staying with for the week?
3. What were they picking in the garden?
4. What were they planting in the garden?
5. Who was putting the sugar into the jam?



Word Study-I'm all mixed up. Write the words correctly.

For questions 6-8, the first letter of each word is written in a capital letter.

6. →

7. →

8. →

Find Me



9. How many times is this word in the book?

