

Name 

Day/Date 

Reading Contract A



Title: A Good Idea


Colour Level (Guided): Green

Text Series: Ready to Read (NZ)

www.thereleviatingteacher.weebly.com

Trace 

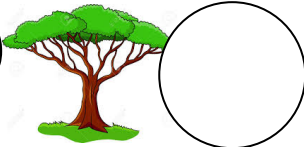
A Good Idea

Fix Up 


Trace over the correct letters, and circle all the letters that are in the wrong place or not correct.

a GoOd ideA

How many were in the book?



Match up then colour in/trace the words



antelope



warthog



rhinoceros



My Picture



Make a cut out (on card) of either all of the animals in the story, or just your favourite one. Then write words that describe it/them on other bits of card, (you may want to do these on shapes related to your animal). Then make a mobile by hanging them together.

If 2 words are used together by any of the above 3 images, it is only the underlined word that is used in questions 6-8.

Name 

Date/Day 

Reading Contract B




Title: A Good Idea


Colour Level (*Guided*): Green

Text Series: Ready to Read (NZ)


www.therelievingteacher.weebly.com

Title 

My Words  Write some of your own words which are related to the story, but which were not in the story.

Find the Words  Write words from the story that start with the letters.

n sh

My Turn  Using your own words, write your own sentence about something that happened, or that was in the book.



Question Time. Answer the questions.

1. Who was the first animal to speak in the story?
2. Which animal has tusks?
3. What animal was sitting on the rhinoceros?
4. Who drank from the spring first?
5. What made them all happy in the end?



Word Study-I'm all mixed up. Write the words correctly.

For questions 6-8, the first letter of each word is written in a capital letter.

6. Rhinoerosc →

7. telopenA →

8. gohtraW →

Find Me



9. How many times is this word in the book?

tree

