


Name 



Day/Date 

Reading Contract A 

Title: A Very Clever Possum  
Colour Level (Guided): Orange  
Text Series: Ready to Read (NZ)  
[www.thereleviatingteacher.weebly.com](http://www.thereleviatingteacher.weebly.com)


Trace  A Very Clever Possum

Fix Up  Trace over the correct letters, and circle all the letters that are in the wrong place or not correct.  
a Very Clever Possum


How many were in the book?   

 Match up then colour in/trace the words




possum trap 



glasses 



possum 

My Picture 



Design your own possum trap. You could do this out of card/plastic. Try and make it as realistic as you can, as if you were going to use it.

If 2 words are used together by any of the above 3 images, it is only the underlined word that is used in questions 6-8.

Name 


Date/Day 


**Reading Contract B**




Title: A Very Clever Possum  
Colour Level (Guided): Orange  
Text Series: Ready to Read (NZ)  
[www.therelievingteacher.weebly.com](http://www.therelievingteacher.weebly.com)

Title 

**My Words**  Write some of your own words which are related to the story, but which were not in the story.

**Find the Words**  Write words from the story that start with the letters.  
**r** **sh**

**My Turn**  Using your own words, write your own sentence about something that happened, or that was in the book.



**Question Time. Answer the questions.**

1. What was singing in the trees?
2. Why was Mr Lees shaking his head from side to side?
3. Why do you think Mr Lees stopped using the trap?
4. What were the words in the story, that describe the sound the possum was making on the roof?
5. What made this possum, a very clever possum?



**Word Study-I'm all mixed up. Write the words correctly.**

For questions 6-8, the first letter of each word is written in a capital letter.

6.  →
7.  →
8.  →

**Find Me**



9. How many times is this word in the book?

