

Name 

Day/Date 

Reading Contract A




Title: At the Market

Colour Level (Guided): Yellow

Text Series: Ready to Read (NZ)

www.therelievingteacher.weebly.com

Trace  At the Market

Fix Up  Trace over the correct letters, and circle all the letters that are in the wrong place or not correct.
AT the MarkeT


My Picture 

How many were in the book?




Match up then colour in/trace the words



apples 



oranges 



bread 

If any of the above image words are underlined, it is only that word that is used in questions 6-8.



Draw a picture of all the different fruits that you know. Now, can you do the same with some vegetables that you know?

Name 


Date/Day 


Reading Contract B




Title: At the Market
Colour Level (Guided): Yellow
Text Series: Ready to Read (NZ)
www.therelievingteacher.weebly.com

Title 

My Words  Write some of your own words which are related to the story, but which were not in the story.

Find the Words  Write words from the story that start with the letters.
A **sh**

My Turn  Using your own words, write your own sentence about something that happened, or that was in the book.

Four empty horizontal lines for writing a sentence.



Question Time. Answer the questions.

1. What were the four (4) things they needed to get at the market?
2. How many balloons, had Dad got for Oscar?
3. Why is Oscar looking at Mum, on page 4?
4. How much money (\$) were the apples per kg?
5. What two colours were their shopping bags?



Word Study-I'm all mixed up. Write the words correctly.

For questions 6-8, the first letter of each word is written in a capital letter.

6. Appesl →
7. Oragesn →
8. Alespp →

Find Me



9. How many times is this word in the book?

balloons

