

Name 

Day/Date 

Reading Contract A 

Title: Bumble Bee


Colour Level (Guided): Red

Text Series: Ready to Read (NZ)

www.thereleviatingteacher.weebly.com

Trace 


Bumble Bee

Fix Up 

Trace over the correct letters, and circle all the letters that are in the wrong place or not correct.

BUMBLE Bee


How many were in the book?



Match up then colour in/trace the words



head 



wings 



body 

If any of the above image words are underlined, it is only that word that is used in questions 6-8.

My Picture



Using the illustration and information on the back cover, draw up your own picture and put in labels which show the different parts of a bee.

Name 


Date/Day 


Reading Contract B


Title: Bumble Bee
Colour Level (*Guided*): Red
Text Series: Ready to Read (NZ)
www.therelievingteacher.weebly.com



Title 

My Words  Write some of your own words which are related to the story, but which were not in the story.

Find the Words  Write words from the story that start with the letters.
e **fl**

My Turn  Using your own words, write your own sentence about something that happened, or that was in the book.



Question Time. Answer the questions.

1. Are the wings big or small?
2. Name two different colours of a Bumble Bee.
3. What goes very, very, VERY fast?
4. Describe the flowers in the book.
5. What are the parts called at the top of the Bumble Bees' head?



Word Study-I'm all mixed up. Write the words correctly.

For questions 6-8, the first letter of each word is written in a capital letter.

6. →
7. →
8. →

Find Me



9. How many times is this word in the book?

