

Junior Mini CVC Work sheet – Notes page for the teacher. There are 5 worksheets per set.

www.therelievingteacher.weebly.com Oct 2023

Room _____

Name _____
If they are able to, the child writes their own name and room number. This line spacing is similar to a 1U4 book.

Date: _____

School: _____

Focus: CVC 1 & 2 letters:
a, e, i, o, u, m, n, p, s, t, (+
using the letter 'd')

Number focus: 1, 2, 3, 4, 5.



What am I?




t p o

--	--	--

Using the letters shown, the child writes the word. In this example, they would write 'pot', (1 letter in each box). They would write the word 3 times.

How many?



0 1 2 3 4 5

--

Using the numbers shown, the child writes the number based on how many images are in the box. In this example, they would write the number '4'. They would write the number 3 times.

My picture.

The teacher fills this out.


Kids can do a picture related to the image.

The child would colour, tick, or circle the number, (4), and the letters, (pot), which have been focussed on with this sheet.

The child traces over the word and number focussed on.

Circle and trace the letters and numbers

p	o	t	3	4
a	4	2	b	p
c	d	4	e	o
p	o	t	f	t
l	4	p	o	t



Junior Mini CVC Work sheet Number 1 – Set A (5 worksheets).

www.thereleviatingteacher.weebly.com Oct 2023

Room _____

Name _____

Date: _____

School: _____



Focus: CVC 1 & 2 letters:

a, e, i, o, u, m, n, p, s, t, (+ using the letter 'd')


Number focus: 1, 2, 3, 4, 5.

What am I?



p t o

How many?



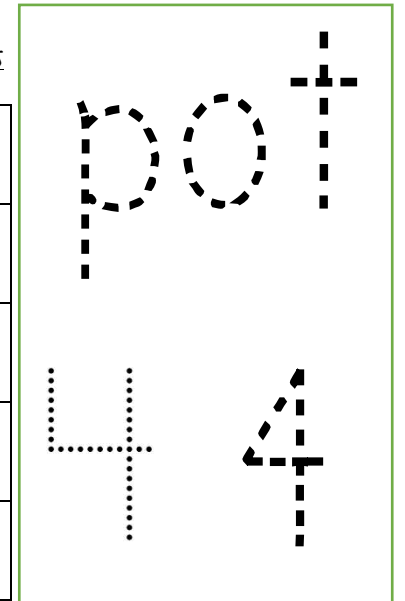
0 1 2 3 4 5

My picture.



Circle and trace the letters and numbers

p	o	t	3	4
a	4	2	b	p
c	d	4	e	o
p	o	t	f	t
1	4	p	o	t



Junior Mini CVC Work sheet Number 2 - Set A (5 worksheets).

www.therelievingteacher.weebly.com Oct 2023

Date:



School:

Focus: CVC 1 & 2 letters:

a, e, i, o, u, m, n, p, s, t, (+ using the letter 'd')

Number focus: 1, 2, 3, 4, 5.

Name

Room


What am I?



How many?



My picture.



m p o

0 1 2 3 4 5

Circle and trace the letters and numbers

z	m	o	p	a
b	c	d	z	e
m	f	z	g	h
o	z	j	k	n
p	q	m	o	p

mop

2

Junior Mini CVC Work sheet Number 3 - Set A (5 worksheets).

www.therelievingteacher.weebly.com Oct 2023

Room _____

Date: _____



School: _____

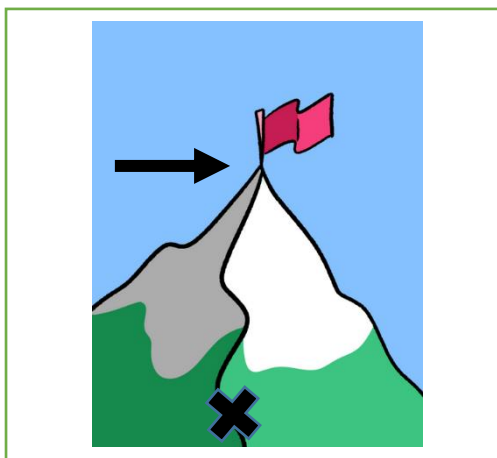
Focus: CVC 1 & 2 letters:

a, e, i, o, u, m, n, p, s, t, (+ using the letter 'd')

Number focus: 1, 2, 3, 4, 5.

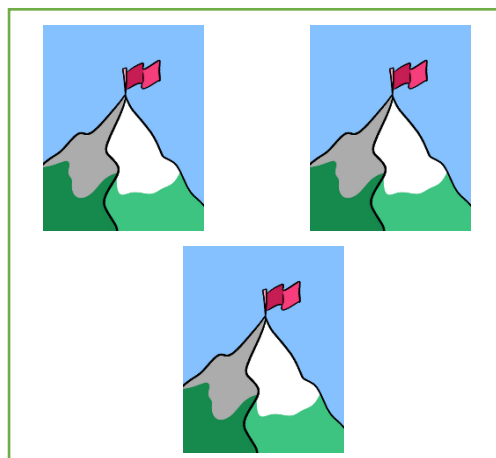
Name _____

Where am I?




t p o

How many?




0 1 2 3 4 5

My picture.



Circle and trace the letters and numbers

3	a	t	o	p
t	t	o	p	b
o	3	c	d	e
p	f	t	o	p
g	h	3	j	3



Junior Mini CVC Work sheet Number 4 - Set A (5 worksheets).

www.therelievingteacher.weebly.com Oct 2023

Date:



School:


Focus: CVC 1 & 2 letters:
a, e, i, o, u, m, n, p, s, t, (+
using the letter 'd')

Number focus: 1, 2, 3, 4, 5.

Name


Room

What am I?




d t o

How many?



0 1 2 3 4 5

My picture.



Circle and trace the letters and numbers

5	a	d	o	t
b	d	c	5	d
5	o	e	f	g
h	t	d	o	t
d	o	t	5	j

dot

5

Junior Mini CVC Work sheet Number 5 - Set A (5 worksheets).

www.therelievingteacher.weebly.com Oct 2023

Room _____

Name _____

Date: _____




School: _____

Focus: CVC 1 & 2 letters:
a, e, i, o, u, m, n, p, s, t, (+
using the letter 'd')

Number focus: 1, 2, 3, 4, 5.

What am I?



s d a

How many?



0 1 2 3 4 5

My picture.



Circle and trace the letters and numbers

s	a	d	1	b
c	1	s	a	d
s	a	d	e	s
f	1	g	h	a
1	j	k	m	d

sad

1