

Name 

Day/Date 

Reading Contract A 


Title: Emilio and the River

Level: L.17 Light Blue/Turquoise


Text Series: Sunshine

[www.therelievingteacher.weebly.com](http://www.therelievingteacher.weebly.com)


Trace  Emilio and the River

Fix Up  Trace over the correct letters, and circle all the letters that are in the wrong place.


Emiilo and teh Rvier

My Picture 

How many were in the book?



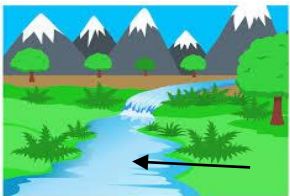
Match up then colour in/trace the words



river 



bridge 



rainbow 

If any of the above image words are underlined, it is only that word that is used in questions 6-8.



Using small cardboard boxes, make up your own pencil case. Make it colourful, and don't forget to make a cool design on it.

Name 

Date/Day 

**Reading Contract B**




Title: Emilio and the River


Level: L.17 Light Blue/Turquoise

Text Series: Sunshine


[www.therelievingteacher.weebly.com](http://www.therelievingteacher.weebly.com)

Title 

**My Words**  Write some of your own words which are related to the story, but which were not in the story.

**Find the Words**  Write words from the story that start with the letters.

**h** **sh**

**My Turn**  Using your own words, write your own sentence about something that happened, or that was in the book.

Four empty horizontal lines for writing a sentence.



**Question Time. Answer the questions.**

1. What was the special day, when Emilio showed his present to the river.
2. Why did Emilio shout at the river?
3. What did Emilio cover his ears with?
4. Why did the river give the pencil case back to Emilio?
5. What pages are a picture of the moon on?



**Word Study-I'm all mixed up. Write the words correctly.**

For questions 6-8, the first letter of each word is written in a capital letter.

6.  →

7.  →

8.  →

**Find Me**

9. How many times is this word in the book?

