

Name 

Day/Date 

Reading Contract A




Title: Feeding the Birds

Colour Level (Guided): Yellow

Text Series: Ready to Read (NZ)

www.therelievingteacher.weebly.com


Trace Feeding the Birds

Fix Up  Trace over the correct letters, and circle all the letters that are in the wrong place or not correct.
FeEding tHe BirDs

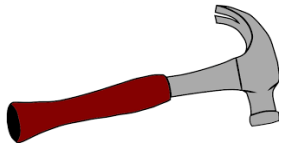
How many were in the book?




Magazine



Match up then colour in/trace the words




wood 



hammer 



nails 

If any of the above image words are underlined, it is only that word that is used in questions 6-8.

My Picture



Using small boxes/card etc, make up your own mini bird feeder. Try and make it as real as you can, but be creative.

Name 


Date/Day 

Reading Contract B




Title: Feeding the Birds
Colour Level (*Guided*): Yellow
Text Series: Ready to Read (NZ)
www.thereleviatingteacher.weebly.com

Title 

My Words  Write some of your own words which are related to the story, but which were not in the story.

Find the Words  Write words from the story that start with the letters.
r pl

My Turn  Using your own words, write your own sentence about something that happened, or that was in the book.



Question Time. Answer the questions.

1. What was the magazine about?
2. Who was Carl?
3. Where did they get the wood, rope and nails from?
4. What did Ella put into the feeder when it was finished?
5. Who hammered in the nails?



Word Study-I'm all mixed up. Write the words correctly.

For questions 6-8, the first letter of each word is written in a capital letter.

6. Hamerm →

7. Nials →

8. Wodo →

Find Me



9. How many times is this word in the book?

feeder

