

Name 

Day/Date 

Reading Contract A 


Title: Fleeb Makes Scones



Colour Level (Guided): Green

Text Series: Ready to Read (NZ)

[www.therelievingteacher.weebly.com](http://www.therelievingteacher.weebly.com)



Trace  Fleeb Makes Scones



Fix Up  Trace over the correct letters, and circle all the letters that are in the wrong place or not correct.  
FLEEB MakES ScoNES

How many were in the book?     flour


 Match up then colour in/trace the words

 SCONES 

 rolling pin 

 bowl 

If 2 words are used together by any of the above 3 images, it is only the underlined word that is used in questions 6-8.

My Picture 



Write a list of all the things you need to make scones. You may like to do them in the shape of the actual ingredients.

Name 

Date/Day 

**Reading Contract B**



Title: Fleeb Makes Scones

Colour Level (Guided): Green


Text Series: Ready to Read (NZ)

[www.therelievingteacher.weebly.com](http://www.therelievingteacher.weebly.com)

Title 

**My Words**  Write some of your own words which are related to the story, but which were not in the story.

**Find the Words**  Write words from the story that start with the letters.  
**e** **fr**

**My Turn**  Using your own words, write your own sentence about something that happened, or that was in the book.

Blank writing area for the 'My Turn' section.



**Question Time. Answer the questions.**

1. Describe Fleeb.
2. What was the first thing Fleeb did to make the scones?
3. Why did Nate say "Stop!", on page 5?
4. How was Fleeb going to roll the dough?
5. What was the last word on Fleeb's screen?



**Word Study-I'm all mixed up. Write the words correctly.**

For questions 6-8, the first letter of each word is written in a capital letter.

6. onescS →
7. lloRing →
8. wloB →

**Find Me**



9. How many times is this word in the book?

milk

