

Name 

Day/Date 

Reading Contract A

Title: Floating and Sinking


Level: L.15 Orange

Text Series: Sunshine

www.thereleviatingteacher.weebly.com





Trace  **Floating and Sinking**

Fix Up 

Trace over the correct letters, and circle all the letters that are in the wrong place.

F l a o t i g n

How many were in the book?



Match up then colour in/trace the words



anchor



iceberg



ship



My Picture



Name 

Date/Day 

Reading Contract B

Title: Floating and Sinking


Level: L.15 Orange


Text Series: Sunshine

www.therelievingteacher.weebly.com




Title 

My Words  Write some of your own words which are related to the story, but which were not in the story.

Find the Words  Write words from the story that start with the letters.

W **th**

My Turn  Using your own words, write your own sentence about something that happened, or that was in the book.

Blank writing area for the 'My Turn' section.



Question Time. Answer the questions.

1. What carries heavy loads?
2. What are 2 things that float that do not help us?
3. How do old fishing nets kill or hurt animals?
4. How does an anchor help us?
5. What colour is the broken bottle?



Word Study-I'm all mixed up. Write the words correctly.

For questions 6-8, the first letter of each word is written in a capital letter.

6. →

7. →

8. →

Find Me

9. How many times is this word in the book?

