

Name 

Day/Date 

Reading Contract A

Title: Fun on Wheels


Level: L.16 Orange

Text Series: Sunshine

www.thereleviatingteacher.weebly.com



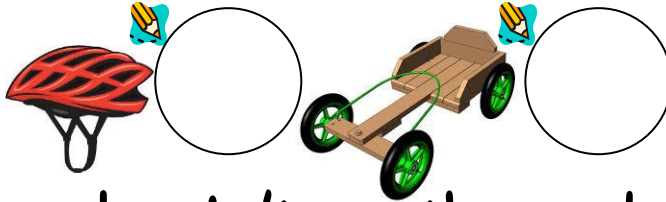
Trace  Fun on Wheels

Fix Up 

Trace over the correct letters, and circle all the letters that are in the wrong place.

Fnu no Wheels

How many were in the book?



Match up then colour in/trace the words



skates



scooter



skateboard



My Picture



Using either card and/or other craft pieces, make up one of your own mini models based on one of the ones shown in the book.

If any of the above image words are underlined, it is only that word that is used in questions 6-8.

Name 

Date/Day 

Reading Contract B

Title: Fun on Wheels

Level: L.16 Orange


Text Series: Sunshine

www.therelievingteacher.weebly.com




Title 

My Words  Write some of your own words which are related to the story, but which were not in the story.

Find the Words  Write words from the story that start with the letters.

G **sh**

My Turn  Using your own words, write your own sentence about something that happened, or that was in the book.

Four empty horizontal lines for writing a sentence.



Question Time. Answer the questions.

1. How many wheels did scooters have, in Grandma's day?
2. What's the difference between skates we have now, and skates they had in olden days?
3. How did they get scooters in the olden days?
4. What is something they did with skates and bikes in the olden days, but that is not done as much these days? (p.12).
5. What did Grandpa wear when he was skating and scooting?



Word Study-I'm all mixed up. Write the words correctly.

For questions 6-8, the first letter of each word is written in a capital letter.

6. Sktesa →
7. ertooSc →
8. teboardaSk →

Find Me

9. How many times is this word in the book?

fun

