

Name 

Day/Date 

Reading Contract A





Title: Going to the River



Colour Level (Guided): Magenta

Text Series: Ready to Read NZ

www.therelievingteacher.weebly.com


Trace  Going to the River

Fix Up  Trace over the correct letters, and circle all the letters that are in the wrong place or not correct.
GoIng to tHe rivEr

How many were in the book?  

 Match up then colour in/trace the words




monkey 




lion 



zebra 

If any of the above image words are underlined, it is only that word that is used in questions 6-8.

My Picture 



Choose one of the animals from the story. Draw a large picture of the animal. Then use labels that show parts of the animal.

Name 


Date/Day 


Reading Contract B




Title: Going to the River
Colour Level (*Guided*): Magenta
Text Series: Ready to Read NZ
www.therelievingteacher.weebly.com

Title 

My Words  Write some of your own words which are related to the story, but which were not in the story.

Find the Words  Write words from the story that start with the letters.
r Bu

My Turn  Using your own words, write your own sentence about something that happened, or that was in the book.



Question Time. Answer the questions.

1. What was the third (3rd) animal that went to the river?
2. What was the last animal that went to the river?
3. Which animal was showing its teeth?
4. Which animal was sitting on a log?
5. Why did all the animals run, at the end of the story?



Word Study-I'm all mixed up. Write the words correctly.

For questions 6-8, the first letter of each word is written in a capital letter.

6. Monkye →

7. Loin →

8. Zerba →

Find Me

9. How many times is this word in the book?

going

