

Name 

Day/Date 

Reading Contract A




Title: Grandma's Vase

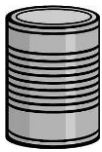



Colour Level (Guided): Red

Text Series: Ready to Read (NZ)

www.therelievingteacher.weebly.com

Trace  Grandma's Vase



Fix Up  Trace over the correct letters, and circle all the letters that are in the wrong place or not correct.
GrAndMa's Vase

How many were in the book?    


 Match up then colour in/trace the words

 vase 

 paper 

 glue 

If any of the above image words are underlined, it is only that word that is used in questions 6-8.

My Picture 



Using a tin or plastic container, make up your own new vase. It could be for someone to put flowers in, or it could be for you to put your pencils in.

Name 

Date/Day 

Reading Contract B

Title: Grandma's Vase


Colour Level (Guided): Red

Text Series: Ready to Read (NZ)


www.therelievingteacher.weebly.com



Title 

My Words  Write some of your own words which are related to the story, but which were not in the story.

Find the Words  Write words from the story that start with the letters.
n **gl**

My Turn  Using your own words, write your own sentence about something that happened, or that was in the book.

Four empty horizontal lines for writing.



Question Time. Answer the questions.

1. Who dropped the vase?
2. What was the second (2nd) thing Malia got ready, to make the new vase?
3. Who ripped up the paper?
4. What were two (2) colours they painted the new vase?
5. What do people usually put in a vase?



Word Study-I'm all mixed up. Write the words correctly.

For questions 6-8, the first letter of each word is written in a capital letter.

6. →
7. →
8. →

Find Me



9. How many times is this word in the book?

