

Name 

Day/Date 


Reading Contract A 


Title: Greedy Cat

Colour Level (Guided): Yellow

Text Series: Ready to Read (NZ)

www.therelievingteacher.weebly.com

Trace  Greedy Cat


Fix Up  Trace over the correct letters, and circle all the letters that are in the wrong place or not correct.
GrEeDY CaT

How many were in the book?    


 Match up then colour in/trace the words



sausages 

pepper 

shopping bag 

My Picture 



Draw a large picture of Greedy Cat, in the middle of your page. Then around the outside, either draw, or stick pictures of all the things that Greedy Cat ate.

If any of the above image words are underlined, it is only that word that is used in questions 6-8.

Name 

Date/Day 

Reading Contract B



Title: Greedy Cat


Colour Level (*Guided*): Yellow

Text Series: Ready to Read (NZ)


www.therelievingteacher.weebly.com

Title 

My Words  Write some of your own words which are related to the story, but which were not in the story.

Find the Words  Write words from the story that start with the letters.

b **sh**

My Turn  Using your own words, write your own sentence about something that happened, or that was in the book.



Question Time. Answer the questions.

1. What was the second (2nd) thing that Greedy Cat ate?
2. What page were the potato chips on?
3. What was the weather like when Mum got the bananas?
4. What was wrong with Mum's bike?
5. Why did Greedy Cat say, "YOW!"?



Word Study-I'm all mixed up. Write the words correctly.

For questions 6-8, the first letter of each word is written in a capital letter.

6. Sausgesa →

7. Pppeer →

8. Shppingo →

Find Me



9. How many times is this word in the book?

gobble

