

Name 

Day/Date 

Reading Contract A




Title: Growing Pumpkins


Colour Level (Guided): Orange

Text Series: Ready to Read (NZ)

www.thereleviatingteacher.weebly.com


Trace  Growing Pumpkins

Fix Up  Trace over the correct letters, and circle all the letters that are in the wrong place or not correct.
growIng PuMpkInS

How many were in the book?   beanie

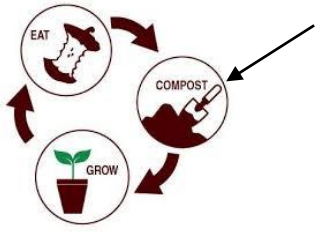
 Match up then colour in/trace the words




pollen 



compost 



pumpkin 

My Picture 

If 2 words are used together by any of the above 3 images, it is only the underlined word that is used in questions 6-8.



Either draw a picture of a large pumpkin, or make up a mini cardboard pumpkin model. Then make up your own design based around your pumpkin.

Name 

Date/Day 

Reading Contract B




Title: Growing Pumpkins

Colour Level (*Guided*): Orange


Text Series: Ready to Read (NZ)

www.therelievingteacher.weebly.com

Title 

My Words  Write some of your own words which are related to the story, but which were not in the story.

Find the Words  Write words from the story that start with the letters.
W **spr**

My Turn  Using your own words, write your own sentence about something that happened, or that was in the book.



Question Time. Answer the questions.

1. What seasons do pumpkins grow bigger?
2. What happens when bees crawl inside pumpkin flowers?
3. What is the first thing that shows a pumpkin is starting to grow?
4. What did Grandad make with the pumpkin?
5. How many days did the seeds take to start growing?



Word Study-I'm all mixed up. Write the words correctly.

For questions 6-8, the first letter of each word is written in a capital letter.

6. →
7. →
8. →

Find Me



9. How many times is this word in the book?

plants

