

Name 

Day/Date 


Reading Contract A 


Title: Hay for Ambrosia

Colour Level (Guided): Green


Text Series: Ready to Read (NZ)

www.thereleviatingteacher.weebly.com

Trace  HAY FOR AMBROSIA


Fix Up  Trace over the correct letters, and circle all the letters that are in the wrong place or not correct.
hAY FoR aMBROsIA

How many were in the book?




Match up then colour in/trace the words



baler 



tractor 



donkey 

My Picture 



Write all the words that are to do with cutting hay. These can be from the book, and from things you already know. You could also draw pictures.

If 2 words are used together by any of the above 3 images, it is only the underlined word that is used in questions 6-8.

Name 


Date/Day 

Reading Contract B




Title: Hay for Ambrosia
Colour Level (*Guided*): Green
Text Series: Ready to Read (NZ)
www.therelievingteacher.weebly.com

Title 

My Words  Write some of your own words which are related to the story, but which were not in the story.

Find the Words  Write words from the story that start with the letters.
g **dr**

My Turn  Using your own words, write your own sentence about something that happened, or that was in the book.

Four empty horizontal lines for writing a sentence.



Question Time. Answer the questions.

1. What kind of weather is good for making hay?
2. How is the grass cut?
3. What does the hay rake do?
4. Where does the bale come out of?
5. What kind of animal is Ambrosia?



Word Study-I'm all mixed up. Write the words correctly.

For questions 6-8, the first letter of each word is written in a capital letter.

6. →
7. →
8. →

Find Me



9. How many times is this word in the book?

