

Name 

Day/Date 

Reading Contract A




Title: Hedgehog Fun



Colour Level (Guided): Blue

Text Series: Ready to Read (NZ)

www.therelievingteacher.weebly.com

Trace  Hedgehog Fun

Fix Up  Trace over the correct letters, and circle all the letters that are in the wrong place or not correct.
HEdGehog FUN

How many were in the book?  




Match up then colour in/trace the words



skewers 

pineapple 

hedgehog 



My Picture 

If 2 words are used together by any of the above 3 images, it is only the underlined word that is used in questions 6-8.



Using card, make up your own hedgehog. You could either do a real hedgehog, or one like in the story.

Name 


Date/Day 


Reading Contract B




Title: Hedgehog Fun
Colour Level (Guided): Blue
Text Series: Ready to Read (NZ)
www.therelievingteacher.weebly.com

Title 

My Words  Write some of your own words which are related to the story, but which were not in the story.

Find the Words  Write words from the story that start with the letters.
C **sk**

My Turn  Using your own words, write your own sentence about something that happened, or that was in the book.



Question Time. Answer the questions.

1. What did she use after the 1st piece of cheese?
2. What was green?
3. What was white and pink?
4. What did the girl use to make the eyes?
5. What were the skewers used for?



Word Study-I'm all mixed up. Write the words correctly.

For questions 6-8, the first letter of each word is written in a capital letter.

6. applePine →

7. hogHedge →

8. srewekS →

Find Me



9. How many times is this word in the book?

pepper