



# Where's My Gumboot?

(Story / Article / Play) Page: 2



## A Did I Understand?

(Comprehension Questions)

1. What were the two fuzzy caterpillars?
2. Describe Mum's gumboots.
3. Why did Dad go pink?
4. Where did they find Dad's missing gumboot?
5. Why did Dad check his watch?
6. What was inside the lost gumboot?
7. What does Dad do at night now?



## B Picture Cues

Find the answers to these questions using the pictures in the story/article.

1. How many steps are in front of the house?
2. What colour is the mail van?
3. Where are the yellow gumboots?
4. What page are the sheep on?



## C What's the Question?

(You write the question to the answer given below)

1. Steve
2. Kitchen door
3. Muddy



## D Word Study

Write and/or draw meanings for these words (Dictionary/Pictionary).

1. Hallway
2. Grumbled
3. Twitched
4. Leaned



## E Chunking

Write down 2 words from the journal that you can "Chunk" or split, so one word makes two words. E.g. Sometimes = some + times



## F Syllables

Write down 1 word from the journal that has 2 syllables, and 1 word that has more than 2 syllables, E.g. Sometimes=some/times Situation=sit/u/a/tion



## G Odd 1 Out


Which one is the odd one out? Remember to make sure that you say/justify why you think that is the odd one out.

- 1 Nick
- 2 Steve
- 3 Dad



## H My Thesaurus

Choose 5 words from the journal and write another word for each word chosen which has a similar meaning. E.g. Hot = Boiling. You may also like to do this as a Pictionary (drawing a picture of the similar meaning of the word).



## K Contents/Cover Pages

Use the contents and cover/back pages to answer the question.

1. How many poems are there altogether?




## I Who Am I?

Choose any one of the characters/people in the journal and do a mini profile on them. This needs to include as much information about that character/person that you found in the journal.

## J Let's Draw

Do your own sketch/drawing / diagram related to the journal or based on your own experiences.



## L Possible Activities

Choose one of the below (or your teacher will tell you which one to do) in relation to the story/article/play you are reading.

- Title Page
- Cartoon Drawing or similar
- Model/3d/2d
- Wordfind / Crossword/Maze
- Mini Pictionary
- Mini/Junior story Book
- Mobile/Craft
- Audio Book
- Mixed up sentence
- Oral presentation/speech
- Diagram/Poster/Advert
- Teacher Choice
- Self directed Cloze activities/Quizzes



Rate the story/article you have just completed. Give at least one full good or bad point/reason of why you say this. This is what YOU thought of it!



## M My Opinion of the Story/Article



# That's the Idea

(Story / Article / Play) Page: 26



## A Did I Understand?

(Comprehension Questions)

1. When did they move into their new home?
2. Why do you think Dad frowned and looked nervous on page 27?
3. Where did Mum work?
4. What was the name of the girl?
5. What did the teacher say they could take home that night?
6. What did Mum say there was still enough room for?
7. List all the things people brought for Dad.



## B Picture Cues

Find the answers to these questions using the pictures in the story/article.

1. What colour is Dad's cap/hat?
2. Where is the cooking pot?
3. What colour is the wheelbarrow?
4. How many people wore glasses?



## C What's the Question?

(You write the question to the answer given below)

1. September
2. It's cool
3. Sheep



## D Word Study

Write and/or draw meanings for these words (Dictionary/Pictionary).

1. Whānau
2. Admire
3. Edges
4. Shyness



## E Chunking

Write down 2 words from the journal that you can "Chunk" or split, so one word makes two words. E.g. Sometimes = some + times



## F Syllables

Write down 1 word from the journal that has 2 syllables, and 1 word that has more than 2 syllables. E.g. Sometimes=some/times Situation=sit/u/a/tion



## G Odd 1 Out

Which one is the odd one out? Remember to make sure that you say/justify why you think that is the odd one out.

- 1 Parsley
- 2 Cabbages
- 3 Potatoes



## H My Thesaurus

Choose 5 words from the journal and write another word for each word chosen which has a similar meaning. E.g. Hot = Boiling. You may also like to do this as a Pictionary (drawing a picture of the similar meaning of the word).



## I Who Am I?

Choose any one of the characters/people in the journal and do a mini profile on them. This needs to include as much information about that character /person that you found in the journal.

## J Let's Draw


Do your own sketch/drawing / diagram related to the journal or based on your own experiences.



## K Contents/Cover Pages

Use the contents and cover/back pages to answer the question.

1. What did Janice Marriott write?



## L Possible Activities

Choose one of the below (or your teacher will tell you which one to do) in relation to the story/article/play you are reading.

- Title Page
- Cartoon Drawing or similar
- Model/3d/2d
- Wordfind / Crossword/Maze
- Mini Pictionary
- Mini/Junior story Book
- Mobile/Craft
- Audio Book
- Mixed up sentence
- Oral presentation/speech
- Diagram/Poster/Advert
- Teacher Choice
- Self directed Cloze activities/Quizzes



Rate the story/article you have just completed. Give at least one full good or bad point/reason of why you say this. This is what YOU thought of it!



## M My Opinion of the Story/Article



# Making Paper

(Story / Article / Play) Page: 8



## A Did I Understand?

(Comprehension Questions)

1. What is always full of paper?
2. What was the food processor for?
3. What was important to do with the scrap paper first?
4. What was left to soak?
5. Where was the wire mesh?
6. Which frame did they take off first?
7. What did they decide to do at the end?



## B Picture Cues

Find the answers to these questions using the pictures in the story/article.

1. How many children are there altogether?
2. What colour is the sponge?
3. What page is the orange paint bottle on?
4. How many red buttons are on the food processor?



## C What's the Question?

(You write the question to the answer given below)

1. Electric jug
2. Squishy and slimy
3. Into a big tub



## D Word Study

Write and/or draw meanings for these words (Dictionary/Pictionary).

1. Mesh
2. Pulp
3. Process
4. Damp



## E Chunking

Write down 2 words from the journal that you can "Chunk" or split, so one word makes two words. E.g. Sometimes = some + times



## F Syllables

Write down 1 word from the journal that has 2 syllables, and 1 word that has more than 2 syllables. E.g. Sometimes=some/times Situation=sit/u/a/tion



## G Odd 1 Out

Which one is the odd one out? Remember to make sure that you say/justify why you think that is the odd one out.

- 1 Tub
- 2 Sponge
- 3 Bucket



## H My Thesaurus

Choose 5 words from the journal and write another word for each word chosen which has a similar meaning. E.g. Hot = Boiling. You may also like to do this as a Pictionary (drawing a picture of the similar meaning of the word).



## K Contents/Cover Pages

Use the contents and cover/back pages to answer the question.

1. What is the title of the play?



## I Who Am I?

Choose any one of the characters/people in the journal and do a mini profile on them. This needs to include as much information about that character/person that you found in the journal.

## J Let's Draw

Do your own sketch/drawing / diagram related to the journal or based on your own experiences.



## L Possible Activities

Choose one of the below (or your teacher will tell you which one to do) in relation to the story/article/play you are reading.

- Title Page
- Cartoon Drawing or similar
- Model/3d/2d
- Wordfind / Crossword/Maze
- Mini Pictionary
- Mini/Junior story Book
- Mobile/Craft
- Audio Book
- Mixed up sentence
- Oral presentation/speech
- Diagram/Poster/Advert
- Teacher Choice
- Self directed Cloze activities/Quizzes



Rate the story/article you have just completed. Give at least one full good or bad point/reason of why you say this. This is what YOU thought of it!



## M My Opinion of the Story/Article



# Best Chef

(Story / Article / Play) Page: 18

## A Did I Understand?

(Comprehension Questions)

1. List all the people in the play.
2. Who screwed up their face, and why?
3. How many chairs are in the lounge?
4. What stuck to the ceiling?
5. Who were on the judging panel?
6. What did they all end up eating in the end?
7. Who was the Best Chef?



## B Picture Cues

Find the answers to these questions using the pictures in the story/article.

1. What colour is the sandwich plate?
2. Describe the slug (use the picture).
3. What colour is Mum's hair tie?
4. What page is the radio on?



## C What's the Question?

(You write the question to the answer given below)

1. Cooking competition
2. Ready to toss
3. Doesn't need forks



## D Word Study

Write and/or draw meanings for these words (Dictionary/Pictionary).

1. Chef
2. Ceiling
3. Saucepan
4. Preparing



## E Chunking

Write down 2 words from the journal that you can "Chunk" or split, so one word makes two words. E.g. Sometimes = some + times



## F Syllables

Write down 1 word from the journal that has 2 syllables, and 1 word that has more than 2 syllables. E.g. Sometimes=some/times Situation=sit/u/a/tion



## G Odd 1 Out


Which one is the odd one out? Remember to make sure that you say/justify why you think that is the odd one out.

- 1 Pancake
- 2 Popcorn
- 3 Salad



## H My Thesaurus

Choose 5 words from the journal and write another word for each word chosen which has a similar meaning. E.g. Hot = Boiling. You may also like to do this as a Pictionary (drawing a picture of the similar meaning of the word).



## K Contents/Cover Pages

Use the contents and cover/back pages to answer the question.

1. What page is 'Thunder' on, and what is it?



## I Who Am I?

Choose any one of the characters/people in the journal and do a mini profile on them. This needs to include as much information about that character/person that you found in the journal.

## J Let's Draw

Do your own sketch/drawing / diagram related to the journal or based on your own experiences.



## L Possible Activities

Choose one of the below (or your teacher will tell you which one to do) in relation to the story/article/play you are reading.

- Title Page
- Cartoon Drawing or similar
- Model/3d/2d
- Wordfind / Crossword/Maze
- Mini Pictionary
- Mini/Junior story Book
- Mobile/Craft
- Audio Book
- Mixed up sentence
- Oral presentation/speech
- Diagram/Poster/Advert
- Teacher Choice
- Self directed Cloze activities/Quizzes



Rate the story/article you have just completed. Give at least one full good or bad point/reason of why you say this. This is what YOU thought of it!



## M My Opinion of the Story/Article

Junior Journal Number

To be done separately (not on this sheet):  
J-Let's Draw, L-Activities, Pictionary

### A - Did I Understand?

1

2

3

4

5

6

7

### B - Picture Cues

1

2

3

4

### C - What's the Question?

1

2

3

### D - Word Study

1

2

3

4

### H - My Thesaurus

Journal Word	Your Word
<input type="text"/>	<input type="text"/>
<input type="text"/>	<input type="text"/>
<input type="text"/>	<input type="text"/>
<input type="text"/>	<input type="text"/>
<input type="text"/>	<input type="text"/>
<input type="text"/>	<input type="text"/>

If doing a Pictionary, do this on card/paper

### E-Chunking 1

2

### F-Syllables 1

2

### i - Who Am I?



### K-Contents/ Cover Pages 1

### G - Odd One Out

The odd one out is:

because...

### M - My Opinion / Comment

A

B

C



Title





# Example JJ Reading Assessment Sheet



JJ Used: Number 44, 2012. Title of Text:

Level of Text:

Text Genre:

<b>Key Competencies</b>	Thinking	Using Language, Symbols and Texts	Managing Self	Relating to Others	Participating and Contributing
-------------------------	----------	-----------------------------------	---------------	--------------------	--------------------------------

<u>Official Languages Used</u>	English	Māori	NZSL (Sign Language)
--------------------------------	---------	-------	----------------------

Year at School	Year 0/1	Year 2	Year 3	Year 4	Year 5	Year 6	Year 7	Year 8	
Curriculum Levels	Level 1		Level 2		Level 3			Level 4	
National Standards Journals (What Was)			Year 3 Junior Journals	Year 4 Part 1	Year 5 Part 2 and 3 School Journals	Year 6 Part 4 School Journals	Year 7 Part 4 School Journals	Year 8	

School: \_\_\_\_\_ Class: \_\_\_\_\_ Teacher: \_\_\_\_\_ Date: \_\_\_\_\_

Name: \_\_\_\_\_ Year: \_\_\_\_\_ Age: \_\_\_\_\_ Gender: Boy / Girl Ethnicity: \_\_\_\_\_

After this assessment/note taking, the above child continues to work... (tick the below chart based on the National Standard level in Reading that the child is working at).



Progress indicators with colored circles:

- Limited progress made** (Red circle)
- Some progress made** (Yellow circle)
- Notable progress made** (Green circle)
- Excellent progress made** (Dark Green circle)

Teacher General Notes:

Progress against current learning goals

Next Learning Steps (if changes need to be made)

How is help at home going?

Teacher Observations/Progress towards goals