



Free Juice

(Story / Article) Page: 2



A Did I Understand?

(Comprehension Questions)

1. What were the names of the boys?
2. Who stuffed the carton into his bag?
3. What went bang?
4. Where was Mr Renata standing?
5. Why did Jack want to turn and run?
6. Who was Mrs Strong?
7. Explain how Jack was feeling at the end.



B Picture Cues

Find the answers to these questions using the pictures in the story/article.

1. What did they have to bring for Sports Day?
2. How many pencil cases are on page 8?
3. What colour were the juice cartons?
4. Who was holding the orange ball?



C What's the Question?

(You write the question to the answer given below)

1. Mr Renata
2. Tag
3. Cartons of juice



D Word Study

Write and/or draw meanings for these words (Dictionary/Pictionary).

1. Squirmy
2. Sneak
3. Crouched down
4. Storeroom



E Chunking

Write down 2 words from the journal that you can "Chunk" or split, so one word makes two words. E.g. Sometimes = some + times



F Syllables

Write down 1 word from the journal that has 2 syllables, and 1 word that has more than 2 syllables. E.g. Sometimes=some/times Situation=sit/u/a/tion



G Odd 1 Out

Which one is the odd one out?

Remember to make sure that you say/justify why you think that is the odd one out.

1 Luke

2 Mr Renata


3 Mrs Strong



H My Thesaurus

Choose 5 words from the journal and write another word for each word chosen which has a similar meaning. E.g. Hot = Boiling.

H2: You may also like to do this as a Pictionary (drawing a picture of the similar meaning of the word).



K Contents/Cover Pages

Use the contents and cover/back pages to answer the question.

1. How many poems are there?




I Who Am I?

Choose any one of the characters/people in the journal and do a mini profile on them. This needs to include as much information about that character /person that you found in the journal.

J Let's Draw

Do your own sketch/drawing / diagram related to the journal or based on your own experiences.



L Possible Activities

Choose one of the below (or your teacher will tell you which one to do) in relation to the story/article/play you are reading.

- Title Page
- Cartoon Drawing or similar
- Model/3d/2d
- Wordfind / Crossword/Maze
- Mini Pictionary
- Mini/Junior story Book
- Mobile/Craft
- Audio Book
- Mixed up sentence
- Oral presentation/speech
- Diagram/Poster/Advert
- Teacher Choice
- Self directed Cloze activities/Quizzes

M My Opinion of the Story/Article

Rate the story/article you have just completed. Give at least one full good or bad point/reason of why you say this. This is what YOU thought of it!



Hinemoa and Tūtānekai

(Story / Article) Page: 19



A Did I Understand?

(Comprehension Questions)

1. Where is Ōwhata?
2. When did Tūtānekai fall in love with Hinemoa?
3. What was it that kept them both apart from each other?
4. Why did the men drag the waka up the beach?
5. Who did Hinemoa tell to give her the water?
6. Where did they both live in the end?



B Picture Cues

Find the answers to these questions using the pictures in the story/article.

1. What is happening on page 20?
2. How many people are in/by the waka on P.19?
3. How many feathers does Hinemoa have in her hair?
4. Describe the picture of the moon.



C What's the Question?

(You write the question to the answer given below)

1. Mokoia Island
2. Calm night
3. Important Chief



D Word Study

Write and/or draw meanings for these words (Dictionary/Pictionary).

1. Pūtōrino
2. Determined
3. Hui
4. Servant



E Chunking

Write down 2 words from the journal that you can "Chunk" or split, so one word makes two words. E.g. Sometimes = some + times



F Syllables

Write down 1 word from the journal that has 2 syllables, and 1 word that has more than 2 syllables. E.g. Sometimes=some/times Situation=sit/u/a/tion



G Odd 1 Out

Which one is the odd one out?

Remember to make sure that you say/justify why you think that is the odd one out.


- 1 Cloak
- 2 Hue
- 3 Feather



H My Thesaurus

Choose 5 words from the journal and write another word for each word chosen which has a similar meaning. E.g. Hot = Boiling.

H2: You may also like to do this as a Pictionary (drawing a picture of the similar meaning of the word).



K Contents/Cover Pages

Use the contents and cover/back pages to answer the question.

1. What did Julia Wall write?




I Who Am I?

Choose any one of the characters/people in the journal and do a mini profile on them. This needs to include as much information about that character/person that you found in the journal.

J Let's Draw

Do your own sketch/drawing / diagram related to the journal or based on your own experiences.



L

Possible Activities Choose one of the below (or your teacher will tell you which one to do) in relation to the story/article/play you are reading.

- Title Page
- Cartoon Drawing or similar
- Model/3d/2d
- Wordfind / Crossword/Maze
- Mini Pictionary
- Mini/Junior story Book
- Mobile/Craft
- Audio Book
- Mixed up sentence
- Oral presentation/speech
- Diagram/Poster/Advert
- Teacher Choice
- Self directed Cloze activities/Quizzes



Rate the story/article you have just completed. Give at least one full good or bad point/reason of why you say this. This is what YOU thought of it.



M My Opinion of the Story/Article



Something Strange Going On
(Story / Article) Page: 25



A Did I Understand?
(Comprehension Questions)

1. How long had something strange been going on for?
2. Why did they need a family meeting?
3. What did Mum think?
4. Who said there was a one legged monster?
5. Explain how they solved the mystery.
6. Who pushed the broom handle into the gap?



B Picture Cues

Find the answers to these questions using the pictures in the story/article.

1. What colour was the dog collar?
2. Describe the ball.
3. Who was wearing a watch?
4. What was under the bed?



C What's the Question?

(You write the question to the answer given below)

1. Hollie
2. Grey and Blue
3. Turned upside down



D Word Study

Write and/or draw meanings for these words (Dictionary/Pictionary).

1. Mystery
2. Slither
3. Tournament
4. To bother someone



E Chunking

Write down 2 words from the journal that you can "Chunk" or split, so one word makes two words.
E.g. Sometimes = some + times



F Syllables

Write down 1 word from the journal that has 2 syllables, and 1 word that has more than 2 syllables, E.g. Sometimes=some/times
Situation=sit/u/a/tion



G Odd 1 Out

Which one is the odd one out?
Remember to make sure that you say/justify why you think that is the odd one out.

- 1 Kennel
- 2 Dog
- 3 Cat



H My Thesaurus

Choose 5 words from the journal and write another word for each word chosen which has a similar meaning. E.g. Hot = Boiling.

H2: You may also like to do this as a Pictionary (drawing a picture of the similar meaning of the word).




I Who Am I?

Choose any one of the characters/people in the journal and do a mini profile on them. This needs to include as much information about that character /person that you found in the journal.

J Let's Draw

Do your own sketch/drawing / diagram related to the journal or based on your own experiences.



L Possible Activities

Choose one of the below (or your teacher will tell you which one to do) in relation to the story/article/play you are reading.


- Title Page
- Cartoon Drawing or similar
- Model/3d/2d
- Wordfind / Crossword/Maze
- Mini Pictionary
- Mini/Junior story Book
- Mobile/Craft
- Audio Book
- Mixed up sentence
- Oral presentation/speech
- Diagram/Poster/Advert
- Teacher Choice
- Self directed Cloze activities/Quizzes



K Contents/Cover Pages

Use the contents and cover/back pages to answer the question.

1. How many articles are about Gulls?



M My Opinion of the Story/Article
Rate the story/article you have just completed. Give at least one full good or bad point/reason of why you say this. This is what YOU thought of it!





The Gulls of Sulphur Bay

(Story / Article) Page: 12



A Did I Understand?

(Comprehension Questions)

1. Where is Sulphur Bay?
2. What makes the water warm?
3. List all the different gulls that live there.
4. What is special about Sulphur Bay?
5. Who are the people who look after the area?
6. What happens in Spring?
7. When do the chicks hatch?



B Picture Cues

Find the answers to these questions using the pictures in the story/article.

1. What does the diagram on page 15 show?
2. How many gull images are there altogether?
3. What is on the top of the post/pole?
4. How many gulls are flying altogether?



C What's the Question?

(You write the question to the answer given below)

1. Very protective
2. Build them on rocks
3. Wildlife Refuge



D Word Study

Write and/or draw meanings for these words (Dictionary/Pictionary).

1. Webbing
2. To roost
3. Twigs
4. Tarāpunga



E Chunking

Write down 2 words from the journal that you can "Chunk" or split, so one word makes two words. E.g. Sometimes = some + times



F Syllables

Write down 1 word from the journal that has 2 syllables, and 1 word that has more than 2 syllables. E.g. Sometimes=some/times Situation=sit/u/a/tion



G Odd 1 Out

Which one is the odd one out? Remember to make sure that you say/justify why you think that is the odd one out.

- 1 Black
- 2 Red
- 3 Blue



H My Thesaurus

Choose 5 words from the journal and write another word for each word chosen which has a similar meaning. E.g. Hot = Boiling.

H2: You may also like to do this as a Pictionary (drawing a picture of the similar meaning of the word).



K Contents/Cover Pages

Use the contents and cover/back pages to answer the question.

1. What Junior Journal number is this journal?




I Who Am I?

Choose any one of the characters/people in the journal and do a mini profile on them. This needs to include as much information about that character /person that you found in the journal.

J Let's Draw

Do your own sketch/drawing / diagram related to the journal or based on your own experiences.



L Possible Activities

Choose one of the below (or your teacher will tell you which one to do) in relation to the story/article/play you are reading.

- Title Page
- Cartoon Drawing or similar
- Model/3d/2d
- Wordfind / Crossword/Maze
- Mini Pictionary
- Mini/Junior story Book
- Mobile/Craft
- Audio Book
- Mixed up sentence
- Oral presentation/speech
- Diagram/Poster/Advert
- Teacher Choice
- Self directed Cloze activities/Quizzes



Rate the story/article you have just completed. Give at least one full good or bad point/reason of why you say this. This is what YOU thought of it.



M My Opinion of the Story/Article



The Gulls of Mokoia Island

(Story / Article) Page: 18



A Did I Understand?

(Comprehension Questions)

1. What is in the middle of Lake Rotorua?
2. What happened in 1823?
3. What is the other article in this Junior Journal which is based in the same area?
4. Who was the great chief?
5. Who attacked the Te Arawa people?
6. Why didn't they see the canoes coming?



B Picture Cues

Find the answers to these questions using the pictures in the story/article.

1. How many birds are on the lake?
2. What is in the background?
3. What would be some things you could do on Lake Rotorua?



C What's the Question?

(You write the question to the answer given below)

1. Hongi Hika
2. Ngāpuhi canoes
3. Mokoia Island



D Word Study

Write and/or draw meanings for these words (Dictionary/Pictionary).

1. Middle
2. Tāua
3. Were led
4. Flock



E Chunking

Write down 2 words from the journal that you can "Chunk" or split, so one word makes two words. E.g. Sometimes = some + times



F Syllables

Write down 1 word from the journal that has 2 syllables, and 1 word that has more than 2 syllables. E.g. Sometimes=some/times Situation=sit/u/a/tion



G Odd 1 Out

Which one is the odd one out? Remember to make sure that you say/justify why you think that is the odd one out.


- 1 Ngāpuhi
- 2 Tarāpunga
- 3 Te Arawa



H My Thesaurus

Choose 5 words from the journal and write another word for each word chosen which has a similar meaning. E.g. Hot = Boiling .

H2: You may also like to do this as a Pictionary (drawing a picture of the similar meaning of the word).



K Contents/Cover Pages

Use the contents and cover/back pages to answer the question.

1. Who wrote Free Juice?



I Who Am I?

Choose any one of the characters/people in the journal and do a mini profile on them. This needs to include as much information about that character /person that you found in the journal.

J Let's Draw

Do your own sketch/drawing / diagram related to the journal or based on your own experiences.



L

Possible Activities Choose one of the below (or your teacher will tell you which one to do) in relation to the story/article/play you are reading.

- Title Page
- Cartoon Drawing or similar
- Model/3d/2d
- Wordfind / Crossword/Maze
- Mini Pictionary
- Mini/Junior story Book
- Mobile/Craft
- Audio Book
- Mixed up sentence
- Oral presentation/speech
- Diagram/Poster/Advert
- Teacher Choice
- Self directed Cloze activities/Quizzes

M My Opinion of the Story/Article
Rate the story/article you have just completed. Give at least one full good or bad point/reason of why you say this. This is what YOU thought of it!



Example JJ Reading Assessment Sheet



JJ Used: Number 46, 2013. Title of Text:

Level of Text:

Text Genre:

| | | | | | |
|------------------|----------|-----------------------------------|---------------|--------------------|--------------------------------|
| Key Competencies | Thinking | Using Language, Symbols and Texts | Managing Self | Relating to Others | Participating and Contributing |
| | | | | | |

| | | | |
|-------------------------|---------|-------|----------------------|
| Official Languages Used | English | Māori | NZSL (Sign Language) |
|-------------------------|---------|-------|----------------------|

| | | | | | | | | | |
|----------------------------------------|----------|--------|------------------------|---------------|-------------------------------------|-------------------------------|-------------------------------|---------|--|
| Year at School | Year 0/1 | Year 2 | Year 3 | Year 4 | Year 5 | Year 6 | Year 7 | Year 8 | |
| Curriculum Levels | Level 1 | | Level 2 | | Level 3 | | | Level 4 | |
| National Standards Journals (What Was) | | | Year 3 Junior Journals | Year 4 Part 1 | Year 5 Part 2 and 3 School Journals | Year 6 Part 4 School Journals | Year 7 Part 4 School Journals | Year 8 | |

School: _____ Class: _____ Teacher: _____ Date: _____

Name: _____ Year: _____ Gender: Boy / Girl Ethnicity: _____

After this assessment/note taking, the above child continues to work... (tick the below chart based on the National Standard level in Reading that the child is working at).



Progress indicators with colored circles:

- Limited progress made (Red circle)
- Some progress made (Yellow circle)
- Notable progress made (Green circle)
- Excellent progress made (Dark Green circle)

Teacher General Notes:

Progress against current learning goals

Next Learning Steps (if changes need to be made)

How is help at home going?

Teacher Observations/Progress towards goals

