



Colour Wheel

Text Guided Reading Level:
Gold 1 (7.5 - 8.0 years); Level: 21

National STANDARDS
(Reading): Level: Year 3

NZCM:
Level: 2

Ring! Ring!

(Story / Article) Page: 2



A Did I Understand? (Comprehension Questions)

1. What has a fantail got to do with the story?
2. Why did mum duck her head?
3. Who wriggled like a worm?
4. Who didn't want to listen to moreporks?
5. Why did mum say, "Ouch!"?
6. What time did the tūi start ringing?
7. What was similar between the tūi and phones?



B Picture Cues

Find the answers to these questions using the pictures in the story/article.

1. What colour was the helmet?
2. Where in the tent were the glasses?
3. How many boats were floating?
4. What page is the bull on?



C What's the Question?

(You write the question to the answer given below)

1. Sleeping bags
2. Pipi Bay
3. Tūi



D Word Study

Write and/or draw meanings for these words (Dictionary/Pictionary).

1. Dawn
2. Flax
3. Townies
4. Catch alight



E Chunking

Write down 2 words from the journal that you can "Chunk" or split, so one word makes two words.
E.g. Sometimes = some + times



F Syllables

Write down 1 word from the journal that has 2 syllables, and 1 word that has more than 2 syllables. E.g. Sometimes=some/times
Situation=sit/u/a/tion



G Odd 1 Out

Which one is the odd one out?
Remember to make sure that you say/justify why you think that is the odd one out.

1. Pegs
2. Tent
3. Torch



H My Thesaurus

Choose 5 words from the journal and write another word for each word chosen which has a similar meaning. E.g. Hot = Boiling.

H2: You may also like to do this as a Pictionary (drawing a picture of the similar meaning of the word).



K Contents/Cover Pages

Use the contents and cover/back pages to answer the question.

1. What did Kelly Joseph write?




I Who Am I?

Choose any one of the characters/people in the journal and do a mini profile on them. This needs to include as much information about that character/person that you found in the journal.

J Let's Draw

Do your own sketch/drawing / diagram related to the journal or based on your own experiences.



L

Possible Activities Choose one of the below (or your teacher will tell you which one to do) in relation to the story/article/play you are reading.

- Title Page
- Cartoon Drawing or similar
- Model/3d/2d
- Wordfind / Crossword/Maze
- Mini Pictionary
- Mini/Junior story Book
- Mobile/Craft
- Audio Book
- Mixed up sentence
- Oral presentation/speech
- Diagram/Poster/Advert
- Teacher Choice
- Self directed Cloze activities/Quizzes



Rate the story/article you have just completed. Give at least one full good or bad point/reason of why you say this. This is what YOU thought of it!



M My Opinion of the Story/Article



**Colour
Wheel**

Text Guided Reading Level:
Purple 2 (7.0-7.5 years); Level: 20

National
STANDARDS

National Standards
(Reading): Level: Year 3

NZCM:

Level: 2

No More Warts

(Story / Article) Page: 11



A Did I Understand? (Comprehension Questions)

1. Which hand were the warts on?
2. When do you pick dandelions?
3. Who took their socks off?
4. What did Ellie say the warts looked like?
5. Who opened the parcel?
6. What did the label say?
7. List all the ways to get rid of warts.



B Picture Cues

Find the answers to these questions using the pictures in the story/article.

1. What colour is the light switch?
2. How many dandelions are in the garden?
3. Where is the cup and saucer?
4. What colour is Buster's hair?



C What's the Question?

(You write the question to the answer given below)

1. Warts
2. Potato
3. Jar



D Word Study

Write and/or draw meanings for these words (Dictionary/Pictionary).

1. Cicada shells
2. Magnifying glass
3. Dandelions
4. Peered at



E Chunking

Write down 2 words from the journal that you can "Chunk" or split, so one word makes two words.
E.g. Sometimes = some + times



F Syllables

Write down 1 word from the journal that has 2 syllables, and 1 word that has more than 2 syllables, E.g. Sometimes=some/times
Situation=sit/u/a/tion



G Odd 1 Out

Which one is the odd one out?
Remember to make sure that you say/justify why you think that is the odd one out.

1

Ellie

2

Mum

3

Grandad



H My Thesaurus

Choose 5 words from the journal and write another word for each word chosen which has a similar meaning. E.g. Hot = Boiling.

H2: You may also like to do this as a Pictionary (drawing a picture of the similar meaning of the word).



K Contents/Cover Pages

Use the contents and cover/back pages to answer the question.

1. Where are the 'Acknowledgements'?




I Who Am I?

Choose any one of the characters/people in the journal and do a mini profile on them. This needs to include as much information about that character/person that you found in the journal.

J Let's Draw

Do your own sketch/drawing / diagram related to the journal or based on your own experiences.



L

Possible Activities Choose one of the below (or your teacher will tell you which one to do) in relation to the story/article/play you are reading.

- Title Page
- Cartoon Drawing or similar
- Model/3d/2d
- Wordfind / Crossword/Maze
- Mini Pictionary
- Mini/Junior story Book
- Mobile/Craft
- Audio Book
- Mixed up sentence
- Oral presentation/speech
- Diagram/Poster/Advert
- Teacher Choice
- Self directed Cloze activities/Quizzes



Rate the story/article you have just completed. Give at least one full good or bad point/reason of why you say this. This is what YOU thought of it!



M My Opinion of the Story/Article



Colour Wheel

Text Guided Reading Level:
Level not listed in the Journal

National STANDARDS
National Standards
(Reading): Level: Year 3

NZCM:
Level: 2

FAQs about Warts

(Story / Article) Page: 16



A Did I Understand? (Comprehension Questions)

1. What other story is this article related to?
2. What happens in fairy tales?
3. What is the 'truth' about warts?
4. Where are the 2 main places warts appear?
5. What do witches have to do with the article?
6. What did people used to think about getting warts?



B Picture Cues

Find the answers to these questions using the pictures in the story/article.

1. How many images are there?
2. What shape is the duct tape?
3. Which foot is the duct tape on?
4. Describe the last image.



C What's the Question?

(You write the question to the answer given below)

1. Garlic
2. Soles of your feet
3. Frogs and toads



D Word Study

Write and/or draw meanings for these words (Dictionary/Pictionary).

1. Virus
2. Duct tape
3. Pumice
4. Leather sole



E Chunking

Write down 2 words from the journal that you can "Chunk" or split, so one word makes two words.
E.g. Sometimes = some + times



F Syllables

Write down 1 word from the journal that has 2 syllables, and 1 word that has more than 2 syllables, E.g. Sometimes=some/times
Situation=sit/u/a/tion



G Odd 1 Out

Which one is the odd one out?
Remember to make sure that you say/justify why you think that is the odd one out.

1

Nose

2

Frog

3

Garlic



H My Thesaurus

Choose 5 words from the journal and write another word for each word chosen which has a similar meaning. E.g. Hot = Boiling.

H2: You may also like to do this as a Pictionary (drawing a picture of the similar meaning of the word).



K Contents/Cover Pages

Use the contents and cover/back pages to answer the question.

1. What is on page 26?



I Who Am I?

Choose any one of the characters/people in the journal and do a mini profile on them. This needs to include as much information about that character/person that you found in the journal.

J Let's Draw

Do your own sketch/drawing / diagram related to the journal or based on your own experiences.



L

Possible Activities Choose one of the below (or your teacher will tell you which one to do) in relation to the story/article/play you are reading.

- Title Page
- Cartoon Drawing or similar
- Model/3d/2d
- Wordfind / Crossword/Maze
- Mini Pictionary
- Mini/Junior story Book
- Mobile/Craft
- Audio Book
- Mixed up sentence
- Oral presentation/speech
- Diagram/Poster/Advert
- Teacher Choice
- Self directed Cloze activities/Quizzes



Rate the story/article you have just completed. Give at least one full good or bad point/reason of why you say this. This is what YOU thought of it.



M My Opinion of the Story/Article



Colour Wheel

Text Guided Reading Level:
Gold 2 (7.5 - 8.0 years); Level: 22

National STANDARDS

National Standards
(Reading): Level: Year 3

NZCM:

Level: 2

Our Gifted Garden

(Story / Article) Page: 18



A Did I Understand?

(Comprehension Questions)

1. Where in NZ is Raumati South School?
2. What is the relation between Auckland and Christchurch?
3. Who are the 'Go Green' team?
4. Why did they want to include some NZ native plants?
5. What happened in March?
6. Explain what the bicycle did.
7. Who did they give the garden to at the end of the show? Include where the school is.



B Picture Cues

Find the answers to these questions using the pictures in the story/article.

1. How many labels are there on the diagram?
2. How many children are in the photo on page 19?
3. What is the red image on the map?
4. What colour is the bike?



C What's the Question?

(You write the question to the answer given below)

1. Africa
2. Wharehui School
3. 1994



D Word Study

Write and/or draw meanings for these words (Dictionary/Pictionary).

1. Envisoschools
2. Sustainable
3. NZ Native plants
4. Route



E Chunking

Write down 2 words from the journal that you can "Chunk" or split, so one word makes two words.
E.g. Sometimes = some + times



F Syllables

Write down 1 word from the journal that has 2 syllables, and 1 word that has more than 2 syllables, E.g. Sometimes=some/times
Situation=sit/u/a/tion



G Odd 1 Out

Which one is the odd one out?
Remember to make sure that you say/justify why you think that is the odd one out.

1 Mr Stewart

2 Mr Read

3 Mrs Turner



H My Thesaurus

Choose 5 words from the journal and write another word for each word chosen which has a similar meaning. E.g. Hot = Boiling.

H2: You may also like to do this as a Pictionary (drawing a picture of the similar meaning of the word).



K Contents/Cover Pages

Use the contents and cover/back pages to answer the question.

1. Where is the barcode located?




I Who Am I?

Choose any one of the characters/people in the journal and do a mini profile on them. This needs to include as much information about that character/person that you found in the journal.

J Let's Draw

Do your own sketch/drawing / diagram related to the journal or based on your own experiences.



L

Possible Activities Choose one of the below (or your teacher will tell you which one to do) in relation to the story/article/play you are reading.

- Title Page
- Cartoon Drawing or similar
- Model/3d/2d
- Wordfind / Crossword/Maze
- Mini Pictionary
- Mini/Junior story Book
- Mobile/Craft
- Audio Book
- Mixed up sentence
- Oral presentation/speech
- Diagram/Poster/Advert
- Teacher Choice
- Self directed Cloze activities/Quizzes



Rate the story/article you have just completed. Give at least one full good or bad point/reason of why you say this. This is what YOU thought of it!



M My Opinion of the Story/Article



Colour Wheel

Text Guided Reading Level:
Gold 2 (7.5 - 8.0 years); Level: 22

National STANDARDS
(Reading): Level: Year 3

NZCM:
Level: 2

Kele's Car

(Story / Article / Play) Page: 26



A Did I Understand? (Comprehension Questions)

1. How much money did the children get?
2. Why didn't Vika buy any Sapa sui?
3. Who was using the remote-control car?
4. List all the characters in the play.
5. What did Dad say you should do before you agree to a deal?
6. Who put their hands on their hips?



B Picture Cues

Find the answers to these questions using the pictures in the story/article.

1. What colour was the remote-control?
2. How many forks were on the table?
3. What colour were the vegetable and fruit containers?
4. What is the number plate (the part you can see)?



C What's the Question?

(You write the question to the answer given below)

1. People you trust
2. A discount
3. It looks delicious



D Word Study

Write and/or draw meanings for these words (Dictionary/Pictionary).

1. Weekend market
2. Stall
3. Interest (\$)
4. Sapa sui



E Chunking

Write down 2 words from the journal that you can "Chunk" or split, so one word makes two words.
E.g. Sometimes = some + times



F Syllables

Write down 1 word from the journal that has 2 syllables, and 1 word that has more than 2 syllables, E.g. Sometimes=some/times
Situation=sit/u/a/tion



G Odd 1 Out

Which one is the odd one out?
Remember to make sure that you say/justify why you think that is the odd one out.

1

\$10.00

2

\$5.00

3

\$7.00



H My Thesaurus

Choose 5 words from the journal and write another word for each word chosen which has a similar meaning. E.g. Hot = Boiling.

H2: You may also like to do this as a Pictionary (drawing a picture of the similar meaning of the word).



K Contents/Cover Pages

Use the contents and cover/back pages to answer the question.

1. Who wrote the story, 'Ring! Ring!'




I Who Am I?

Choose any one of the characters/people in the journal and do a mini profile on them. This needs to include as much information about that character /person that you found in the journal.

J Let's Draw

Do your own sketch/drawing / diagram related to the journal or based on your own experiences.



L Possible Activities Choose one of the below (or your teacher will tell you which one to do) in relation to the story/article/play you are reading.

- Title Page
- Cartoon Drawing or similar
- Model/3d/2d
- Wordfind / Crossword/Maze
- Mini Pictionary
- Mini/Junior story Book
- Mobile/Craft
- Audio Book
- Mixed up sentence
- Oral presentation/speech
- Diagram/Poster/Advert
- Teacher Choice
- Self directed Cloze activities/Quizzes



M My Opinion of the Story/Article

Rate the story/article you have just completed. Give at least one full good or bad point/reason of why you say this. This is what YOU thought of it!



Example JJ Reading Assessment Sheet



JJ Used: Number 49, 2014. **Title of Text:** _____ **Level of Text:** _____ **Text Genre:** _____
Key Competencies **Thinking** **Using Language, Symbols and Texts** **Managing Self** **Relating to Others** **Participating and Contributing**

Official Languages Used		English	Māori	NZSL (Sign Language)
--------------------------------	--	---------	-------	----------------------

Year at School	Year 0/1	Year 2	Year 3	Year 4	Year 5	Year 6	Year 7	Year 8
Curriculum Levels	Level 1		Level 2		Level 3			Level 4
National Standards Journals (What Was)			Year 3 Junior Journals	Year 4 Part 1	Year 5 Part 2 and 3 School Journals	Year 6 Part 4 School Journals	Year 7 Part 4 School Journals	Year 8

School: _____ **Class:** _____ **Teacher:** _____ **Date:** _____
Name: _____ **Year:** _____ **Age:** _____ **Gender:** Boy / Girl **Ethnicity:** _____

After this assessment/note taking, the above child continues to work... (tick the below chart based on the National Standard level in Reading that the child is working at).

National STANDARDS

- Well Below (WBS)
- Below Standard (BS)
- At Standard (AIS)
- Above Standard (ABS)

●

●

●

●

Limited progress made

Some progress made

Notable progress made

Excellent progress made

Teacher General Notes:

Teacher Observations/Progress towards goals

Progress against current learning goals

Next Learning Steps (if changes need to be made)

How is help at home going?



Junior Journal Number ,



To be done separately (not on this sheet):
H2-Pictionary, J-Let's Draw, L-Activities

A - Did I Understand?

1

2

3

4

5

6

7

C - What's the Question?

1

2

3

D - Word Study

1

2

3

4

H - My Thesaurus

Journal Word	Your Word
<input type="text"/>	<input type="text"/>
<input type="text"/>	<input type="text"/>
<input type="text"/>	<input type="text"/>
<input type="text"/>	<input type="text"/>
<input type="text"/>	<input type="text"/>

H2: If doing a Pictionary, do this on card/paper

E-Counting 1

2

F-Syllables 1

2

i - Who Am I?



Large empty rounded rectangular box for drawing or writing.

K-Contents/ Cover Pages 1

G - Odd One Out

The odd one out is:
because...

B - Picture Cues

1

2

3

4

M - My Opinion / Comment

A

B

C