



**Making Money** (Genre: Article. Page: 2. Reading Level: Gold 1).

**A - Did I Understand?**



1. Who is in charge of NZ's money?
2. What 2 coins used to be notes?
3. When did the Reserve Bank change the design of our money?
4. Describe one of the old notes.
5. Why does the bank add security features?

**B - True or False?**



Are the questions/ statements True, False or Both? Justify your answer.

1. The Queen is on our \$5 note.
2. Holograms are shiny images that change.

**C - It's the Scene** This section relates more about scenes rather than themes.

Write down as many words as you can which describe the scene/context (or part of) that the text is set in.



**Weaving Tukutuku** (Genre: Article. Page: 22. Reading Level: Gold 2).

**A - Vowels and Consonants**



- Find the words using the clues below.
1. Consonants: 4, Vowels: 1, On Page: 23  
Clue: It grows.
  2. Consonants: 4, Vowels: 1, On Page: 24  
Clue: An animal.

**C - Māori**



What do these words mean? (They may or may not state it in the text). It may be Māori or English to Māori.

1. Māngō
2. Whareniui
3. Poupou


**B - Synonyms + Antonyms**



Choose three words from the text and write the following for EACH word chosen. Synonym = a word which has a similar meaning. E.g, Hot = Boiling. Antonym = another word which is the opposite of the word chosen. E.g, Hot = Cold. You may also like to do this as a Pictionary (drawing a picture of the similar/opposite meaning of the word).

**Zapped! Chapter 4** (Genre: Story. Page: 26. Reading Level: Purple and Gold).

**A - Using Text Picture Cues**



Find the answers to these questions by using the pictures in the text you are reading.

1. What were they cleaning in the sink?
2. What was the picture on page 30?
3. What was in the box?
4. What three pages didn't have any pictures on?
5. Describe what the toaster was doing.

**B - My Theme Words**



Decide on a theme from the text you are reading. Then write down as many words from the text which are related to that theme.

**Take Note** (Genre: Article. Page: 8. Reading Level: Gold 1).

**A - Antonyms and Synonyms**



Choose any eight words from the text (try and use descriptive words). Then for each of the words write an Antonym (opposite) and Synonym (similar) based on each word.

For example, a word from the text could be 'run'. An antonym may be 'walk' and a synonym may be 'jog'. You could also do a Pictionary for the words.

**B - Picture Cue**



Relating unseen images. What has the below image got to do with the text?




**C - Word Study**



- Write meanings for these words.
1. Gloomily
  2. Slumped
  3. Sleep mode
  4. Bewildered

**C - It's Home - New Zealand** These questions relate to NZ things.

Make a list of as many things as you can find from the text that are related to Aotearoa. It may refer to something in NZ but may not actually state it.



**Stop, Thief!** (Genre: Play. Page: 14. Reading Year Level: Year 4).

**A - My Anagrams** Using the following word/s from the text, can you make new words using some/all of the letters?



# Illustrations

**B - Odd One Out**

Which is the odd one out? Remember to justify your answer by saying why you think it is the odd one out.



- |          |          |          |       |
|----------|----------|----------|-------|
| <b>1</b> | Marama   | <b>2</b> | Max   |
| <b>3</b> | Kārearea | <b>4</b> | Hoiho |

**C - What's the Q?**

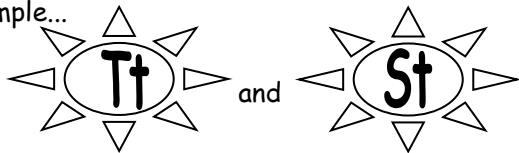
(You write the question to the answers given below).



1. Kea-proof.
2. Glides.
3. Camera.

**Tukutuku** (Genre: Poem. Page: 25. Reading Year Level: Year 4).

**A. I Spy** Using words from the text, find as many words as you can that start with 1 letter and 1 blend. For example...




**C. My Pattern.**

Choose any one of the patterns in the text and make up your own mini pattern based on it. Don't forget to write a mini explanation about it so people know which pattern it is.



**B. What Am I?**



Choose any inanimate object (such as a chair etc - something that is not alive), and using descriptive language, try and make it come alive in a way where others have to try and guess what it is. Remember to include the answer. You may also like to do a picture of it.



**Where's the Information?**  
Finding other information from this Junior Journal.



**1. Using the 'Contents' page.**

1. Who wrote the play?
2. What is Kelly's surname?
3. What is on page 26?



**2. Using the front and back 'Cover' pages (text).**

1. What are the cover images of?
2. What is the barcode number?
3. What level is this journal?



**3. Images and Symbols.**

1. How many ticks are there altogether?
2. Where is this image?



3. How many triangles are there altogether?

**Extra Activities that can be used with any School or Junior**


**A. What I Thought - My Assessment/Review**

Write a brief assessment/review about the text that you have been reading. It needs to include at least the following (but it may include more - see your teacher):  
1. Your grade/mark (it is up to you how you do this). 2. Who would you recommend this to be best suited for and why? 3. What you liked and disliked about it. 4. W.A.L.T (We Are Learning To...): What were you learning to do with this journal item? (What was the main objective/aim either you or your teacher wanted you to get?)



**B. My Hanging Mobile Words**

Choose various words from the text which are all based on the theme of the text, (e.g. if the text is about dogs, you would choose all words that are related to dogs). Now put these on small cards. Then using wool or string, make up your own hanging mobile with your cards. You may even want to cut out the cards in the shape of the theme (such as dog paws, dog tail etc).



**C. Replace the Words**

Replace at least 5 words in the text with similar words so the meaning stays the same.

