

My Writing or My Letter Word List

Shared book worksheet
used for BSLA lesson

Name: _____

www.therelievingteacher.weebly.com

Resource written in NZ, May 1, 2024. Total pages: 5

The Paper Bag Princess


Words

Handwriting practice area with multiple sets of three horizontal lines (top, middle dashed, bottom) for writing words.


1.



2.




3.




4.




5.



6.




7.







Name: _____

The Paper Bag Princess. Draw a princess.




You Tube How to draw: The Paper Bag Princess 1 <https://www.youtube.com/watch?v=tJ4JikMEitU>

or The Paper Bag Princess 2 <https://www.youtube.com/watch?v=Gxnip9VOAO8&t=180s> or a Dragon <https://www.youtube.com/watch?v=S9HK9Dd8Pzc>



Name: _____

The Paper Bag Princess. Draw a dragon.



Trace, then copy the following letter/sounds/endings.

teh

x

j

th

ll

y

ch

ff

zz

ss

es

ing

Fill in the gaps below using one of the above, to make a word.

wi _ _ _

fo _ _

_ _ am

_ _ _ at

be _ _ _

fl _ _

_ _ _ in

_ _ ff

bu _ _ _

bo _ _ _

boss _ _ _

fly _ _ _ _

Match the following characters with the order they 1st appeared in the story.

Draw a line from the number to the picture.




1st

2nd

3rd

Help Princess Elizabeth Find the Dragon!



Draw your own book cover picture for the book.

The Paper Bag
Princess



Find the following words in the wordfind (forward and down only).

Younger/less able kids could find letters rather than the words.

Words: princess, dragon, Elizabeth, clothes, fire,
Ronald, castle, paper, bag. Then colour the images in.

p	r	i	n	c	e	s	s	c
d	1	2	b	a	g	3	4	l
r	R	o	n	a	l	d	5	o
a	6	7	f	i	r	e	12	t
g	c	a	s	t	l	e	13	h
o	14	p	a	p	e	r	15	e
n	16	17	18	19	20	21	22	s
E	l	i	z	a	b	e	t	h

