

Name 

Day/Date 

Reading Contract A




Title: Kapa Haka



Colour Level (Guided): Light Blue/
Turquoise

Text Series: Ready to Read (NZ)

Trace  Kapa Haka


Fix Up  Trace over the correct letters, and circle all the letters that are in the wrong place or not correct.
KaPa hakaA


How many were in the book?




Match up then colour in/trace the words



p o i 

piupiu 

waiata 



My Picture



Write a list of some of the Māori words in the story. Then find or draw pictures below the words. Can you make a mini model of any of them (using card/paper etc)?

If 2 words are used together by any of the above 3 images, it is only the underlined word that is used in questions 6-8.

Name 

Date/Day 

Reading Contract B




Title: Kapa Haka


Colour Level (Guided): Light Blue/

Turquoise


Text Series: Ready to Read (NZ)

Title 

My Words  Write some of your own words which are related to the story, but which were not in the story.

Find the Words  Write words from the story that start with the letters.

b **st**

My Turn  Using your own words, write your own sentence about something that happened, or that was in the book.



Question Time. Answer the questions.

1. Where did Mere go when the bell rang?
2. What were they going to sing?
3. What have butterflies got to do with this story?
4. What did Mere love the sound of?
5. Who sang the first line of the waiata?



Word Study-I'm all mixed up. Write the words correctly.

For questions 6-8, the first letter of each word is written in a capital letter.

6. →

7. →

8. →

Find Me



9. How many times is this word in the book?

