


Name 

Day/Date 

Reading Contract A 


Title: Keep in Touch  
Colour Level (Guided): Orange  
Text Series: Ready to Read (NZ)  
[www.therelievingteacher.weebly.com](http://www.therelievingteacher.weebly.com)

Trace  Keep in Touch

Fix Up  Trace over the correct letters, and circle all the letters that are in the wrong place or not correct.  
KeEp In toUch


My Picture 

How many were in the book?





Match up then colour in/trace the words



letter 

envelope 

ruler 



Make up your own envelope. Then design your envelope, with the persons name you are going to give it to. Then write a letter to that person.

If 2 words are used together by any of the above 3 images, it is only the underlined word that is used in questions 6-8.

Name 


Date/Day 


**Reading Contract B**




Title: Keep in Touch  
Colour Level (*Guided*): Orange  
Text Series: Ready to Read (NZ)  
[www.therelievingteacher.weebly.com](http://www.therelievingteacher.weebly.com)

Title 

**My Words**  Write some of your own words which are related to the story, but which were not in the story.

**Find the Words**  Write words from the story that start with the letters.  
**t** **sp**

**My Turn**  Using your own words, write your own sentence about something that happened, or that was in the book.



**Question Time. Answer the questions.**

1. Why don't they get to see each other very often?
2. Make a list of all the things you need to write a special letter.
3. How many corners did she fold the envelope?
4. What colour is the letterbox, where she posted her letter?
5. What is Grandad's address?



**Word Study-I'm all mixed up. Write the words correctly.**

For questions 6-8, the first letter of each word is written in a capital letter.

6. tteerL →
7. lopeEnve →
8. reluR →

**Find Me**



9. How many times is this word in the book?

paper

