

Name 

Day/Date 

Reading Contract A




Title: Keep Trying

Colour Level (Guided): Yellow

Text Series: Ready to Read (NZ)


www.therelievingteacher.weebly.com

Trace  Keep Trying

Fix Up  Trace over the correct letters, and circle all the letters that are in the wrong place or not correct.
KeEp TrYing


My Picture 

How many were in the book?




Match up then colour in/trace the words




climbing 



swimming 



skipping 

If any of the above image words are underlined, it is only that word that is used in questions 6-8.



What are some of the things that you weren't very good at, but because you kept trying, you are now better at them. You could do this in words or pictures.

Name 

Date/Day 

Reading Contract B



Title: Keep Trying


Colour Level (*Guided*): Yellow

Text Series: Ready to Read (NZ)

www.therelievingteacher.weebly.com


Title 

My Words  Write some of your own words which are related to the story, but which were not in the story.

Find the Words  Write words from the story that start with the letters.

T

SW

My Turn  Using your own words, write your own sentence about something that happened, or that was in the book.



Question Time. Answer the questions.

1. What was the third (3rd) thing he kept trying at?
2. Who kept trying with the skipping?
3. What were they doing on pages 8 and 9?
4. What do you think Dad was saying on page 5?
5. How many things altogether, did the boy keep trying at?



Word Study-I'm all mixed up. Write the words correctly.

For questions 6-8, the first letter of each word is written in a capital letter.

6. Climbgin →

7. Swimingm →

8. skipingp →

Find Me



9. How many times is this word in the book?

could