



Essential List 4 Literacy Contracts - Using List 4 Words

A few other notes that may be of use.

- 'Online Version' means that the worksheet is done solely on the computer using Microsoft WORD programme.
- Except for the listed words and sentences, the main point is for the child to get used to the actual list words rather than it being about getting all the spelling correct (depending on their ability).
- For the 'Printable Version' of the unit, it may also be an idea to enlarge the sheets from A4 to A3 to give the child (especially the younger/less able children) more room to write.
- A blank copy of the worksheet (Teacher Created A1 and A2) has also been attached for the teacher to write in/type in their own ideas/letters/words/images etc.
- A copy of the words from '**Essential List 4**' (50 words used in 10% of writing) spelling words, letters, and common blends have also been included in this resource. These have been included in lighter text so the child can trace over them. All the actual spelling words used in this resource include all of the words from **Essential List 4**. Each contract (A and B) has 5 different words from the list.

Please feel free to use this resource in any way that you see fit with the child/person you are using it with. It is about increasing their confidence, spelling skills and literacy skills. How you do it is up to you. I hope that you find it useful.

Section 1 – Me, Me, Me, Me

Children simply fill out all the sections about their personal life. The whole point of this is to get the children familiar in recognising and writing common words/things to do with them so they are familiar with them. Repetition of this section remains the same on all worksheets (except for the 'something else about me', where they can write anything else about themselves, such as hair colour, likes, tv programmes, dislikes etc).

Section 2 – Visual Language/Images

Children write down what the photo/image shows. Then they write 4 different words about anything to do with the image. They then try to write one or more colours and/or shapes that they can see in the image.

Section 3 – Handwriting/Letters/Blends

Children handwrite (or type if doing this on computer) a line based on the lower case, then upper case of the letter shown (just like normal handwriting). Upper (capital) and Lower (small) letters are both focussed on. They then do the same based on the blend shown. Then they try to write down three words based on each letter and blend shown.

Section 4 – Similar Sounds/Endings/Trace the Letters

Children try to write three words that have the shown letters/parts of a word shown. E.g; '_an' could be 'fan, can, pan'. Then they copy the words again in the blue boxes. The blends at the bottom of the page are for the child to trace over. If this is being done as an 'Online' worksheet, then the child could do each one different colours on the computer (as they will be unable to physically write on the sheet).

Section 5 – List 4 (actual Spelling) Words-Word Study-Sentences

Each list word has three boxes. The first has the list word written in black (there are 5 different words from the list). The second box has the same word but done with a lighter colour for the child to trace over. The third box is empty for the child to write/copy the word into that box. Then the child writes each of the list words into full sentences in the below box. They can use more than one word in each sentence as long as it makes sense. Underline the words from the spelling list used in the sentence/s. Remind them that they must also number each sentence, include capitals, full stops, and to use full sentences which describes more than was required in the Lists 1-3 contracts.

Section 6 – Mixed Up Sentences

The child chooses any 3 words from the list words (of 5 words) and makes up their own mixed up sentence. This can just be very basic like the ones that were used with the Lists 1-3 Contracts. They write the sentence mixed up in box one, with the answer in the next box.

Section 7 – Odd One Out

Three of the four words are related and one does not belong. The child says which one is the odd one out and why (there is also a space for the child to also list the colour of the box that the odd word out is in)

Signature : The child writes their name in the space in the bottom right hand corner.

My Literacy Contract-Teacher Created A1



Name: School:

D.O.B: Year: Age: Gender:

Date: Principal:

Siblings name/s:

My Address: Postcode:

My Phone Number: My Province:

My Friends:

Something else about me:



What is it?

Word 1: Word 2:

Word 3: Word 4:

Colours/Shapes:



words


words



Copy the words again

Trace the Blends

My Literacy Contract-Teacher Created A2

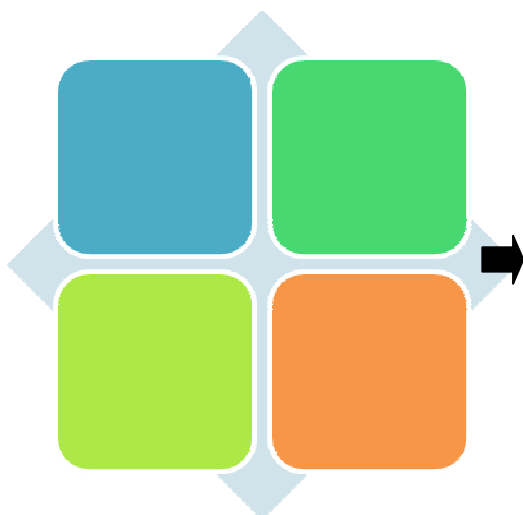


My Full Sentences.

6.3 Mixed Up Sentences.

	→	
	→	
	→	

7. Odd One Out



Write down which one you think is the odd one out. Remember to say why and what colour box it is in.

Colour used:

Sign/type
Your name:



My Alphabet - Upper and Lower Case

Aa Bb Cc Dd

Ee Ff Gg Hh

Ii Jj Kk Ll

Mm Nn Oo Pp

Qq Rr Ss Tt

Uu Vv Ww Xx

Yy Zz



Common Blends

bl br cl cr

dr fl fr gl

gr pl pr sc

sk sl sm sn

sp squ st

str sw tr



Essential List 4 Basic Words (50 words used in 10% of writing) 1/2

again do next people

time an first night

put took around food

no ran two big from

now saw us by good

off school very can

has old see well

come him only



Essential List 4 Basic Words (50 words used in 10% of writing) 2/2

started what could

house or their

will dad if

other them would

did little over

this your

My Literacy Contract - List 4 - 13A



Name: School:

D.O.B: Year: Age: Gender:

Date: Principal:

Siblings name/s:

My Address: Postcode:

My Phone Number: My Province:

My Friends:

Something else about me:



What is it?

Word 1: Word 2:

Word 3: Word 4:

Colours/Shapes:



M

m

sp

Mm words

sp words




...ate

Copy the words again

Trace the Blends

bl, br, cl, cr, dr, fl, fr, gl, gr, pl, pr, sc, sk, sl, sm, sn, sp, squ

My Literacy Contract - List 4 - 13B

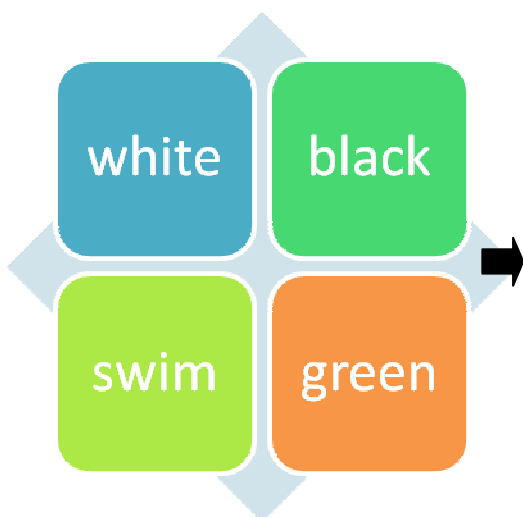


again	do	next	people	time
again	do	next	people	time

My Full Sentences.

6.3 Mixed Up Sentences.

7. Odd One Out



Write down which one you think is the odd one out. Remember to say why and what colour box it is in.

Colour used:

Sign/type
Your name:

My Literacy Contract - List 4 - 14A



Name: School:

D.O.B: Year: Age: Gender:

Date: Principal:


Siblings name/s:

My Address: Postcode:

My Phone Number: My Province:

My Friends:

Something else about me:



What is it?

Word 1: Word 2:

Word 3: Word 4:

Colours/Shapes:



N

n

sn

Nn words

sn words




...eat

Copy the words again

Trace the Blends

bl, br, cl, cr, dr, fl, fr, gl, gr, pl, pr, sc, sk, sl, sm, sn, sp, squ

My Literacy Contract - List 4 - 14B

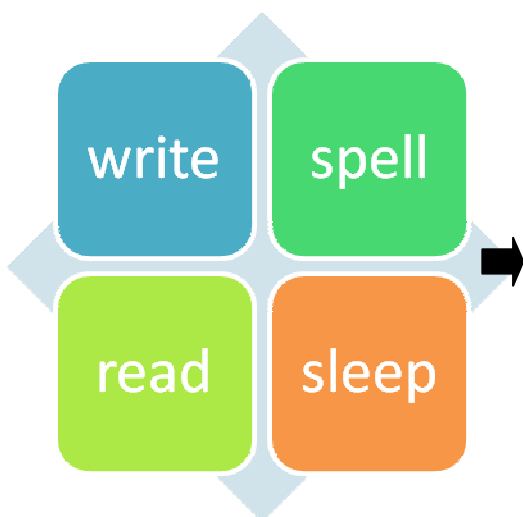


an	first	night	put	took
an	first	night	put	took

My Full Sentences.

6.3 Mixed Up Sentences.

7. Odd One Out



Write down which one you think is the odd one out. Remember to say why and what colour box it is in.

Colour used:

Sign/type
Your name:

My Literacy Contract - List 4 - 15A



Name: School:

D.O.B: Year: Age: Gender:

Date: Principal:


Siblings name/s:

My Address: Postcode:

My Phone Number: My Province:

My Friends:

Something else about me:



What is it?

Word 1: Word 2:

Word 3: Word 4:

Colours/Shapes:



O

o

cl

Oo words

cl words




...ell

Copy the words again

Trace the Blends

bl, br, cl, cr, dr, fl, fr, gl, gr, pl, pr, sc, sk, sl, sm, sn, sp, squ

My Literacy Contract - List 4 - 15B



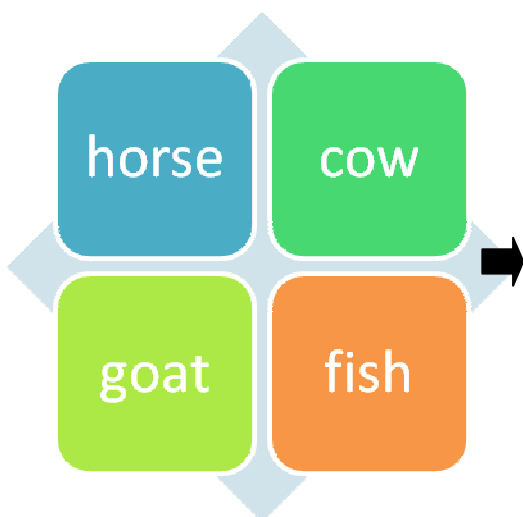
around	food	no	ran	two
around	food	no	ran	two

My Full Sentences.

6.3 Mixed Up Sentences.

	→	
	→	
	→	

7. Odd One Out



Write down which one you think is the odd one out. Remember to say why and what colour box it is in.

Colour used:

Sign/type
Your name:

My Literacy Contract - List 4 - 16A



Name: School:

D.O.B: Year: Age: Gender:

Date: Principal:

Siblings name/s:

My Address: Postcode:

My Phone Number: My Province:

My Friends:

Something else about me:



What is it?

Word 1: Word 2:

Word 3: Word 4:

Colours/Shapes:



P

p

pr

Pp words

pr words




...ice

Copy the words again

Trace the Blends

bl, br, cl, cr, dr, fl, fr, gl, gr, pl, pr, sc, sk, sl, sm, sn, sp, squ

My Literacy Contract - List 4 - 16B



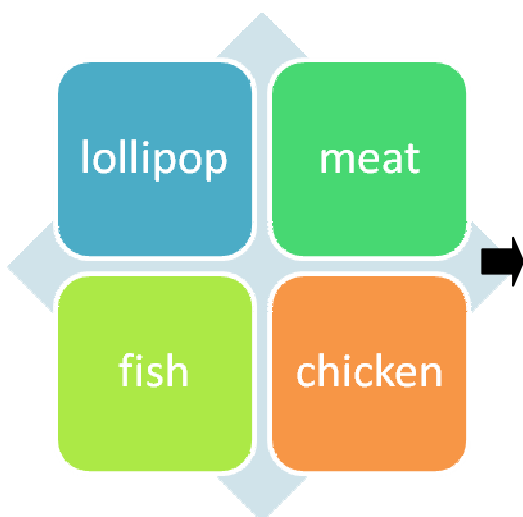
big	from	now	saw	us
big	from	now	saw	us

My Full Sentences.

6.3 Mixed Up Sentences.

	→	
	→	
	→	

7. Odd One Out



Write down which one you think is the odd one out. Remember to say why and what colour box it is in.

Colour used:

Sign/type
Your name:

My Literacy Contract - List 4 - 17A



Name: School:

D.O.B: Year: Age: Gender:

Date: Principal:

Siblings name/s:

My Address: Postcode:

My Phone Number: My Province:

My Friends:

Something else about me:



What is it?

Word 1: Word 2:

Word 3: Word 4:

Colours/Shapes:



Q

q

sk

Qq words

sk words



...ick

Copy the words again

Trace the Blends

bl, br, cl, cr, dr, fl, fr, gl, gr, pl, pr, sc, sk, sl, sm, sn, sp, squ

My Literacy Contract - List 4 - 17B

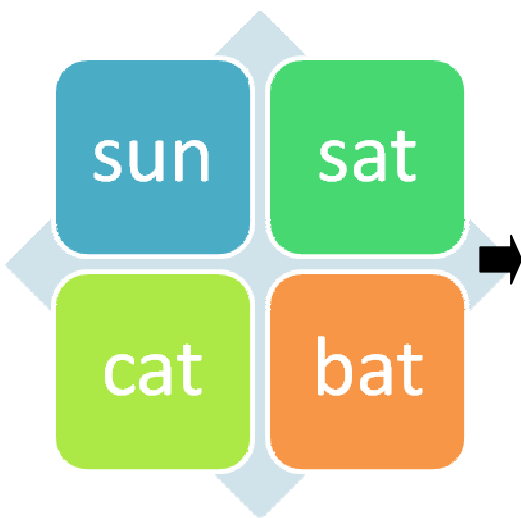


by	good	off	school	very
by	good	off	school	very

My Full Sentences.

6.3 Mixed Up Sentences.

7. Odd One Out



Write down which one you think is the odd one out. Remember to say why and what colour box it is in.

Colour used:

Sign/type
Your name:

My Literacy Contract - List 4 - 18A



Name: School:

D.O.B: Year: Age: Gender:

Date: Principal:

Siblings name/s:

My Address: Postcode:

My Phone Number: My Province:

My Friends:

Something else about me:



What is it?

Word 1: Word 2:

Word 3: Word 4:

Colours/Shapes:



R

r

sm

Rr words

sm words




...ack

Copy the words again

Trace the Blends

bl, br, cl, cr, dr, fl, fr, gl, gr, pl, pr, sc, sk, sl, sm, sn, sp, squ

My Literacy Contract - List 4 - 18B

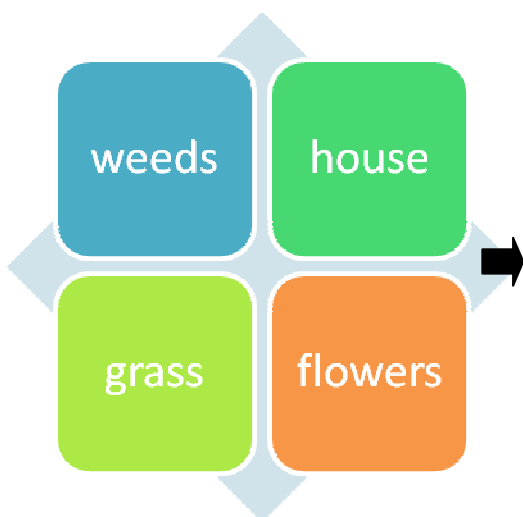


can	has	old	see	well
can	has	old	see	well

My Full Sentences.

6.3 Mixed Up Sentences.

7. Odd One Out



Write down which one you think is the odd one out. Remember to say why and what colour box it is in.

Colour used:

Sign/type
Your name:

My Literacy Contract - List 4 - 19A



Name: School:

D.O.B: Year: Age: Gender:

Date: Principal:

Siblings name/s:

My Address: Postcode:

My Phone Number: My Province:

My Friends:

Something else about me:



What is it?

Word 1: Word 2:

Word 3: Word 4:

Colours/Shapes:



S

s

cr

Ss words

cr words




...ad

Copy the words again

Trace the Blends

bl, br, cl, cr, dr, fl, fr, gl, gr, pl, pr, sc, sk, sl, sm, sn, sp, squ

My Literacy Contract - List 4 - 19B



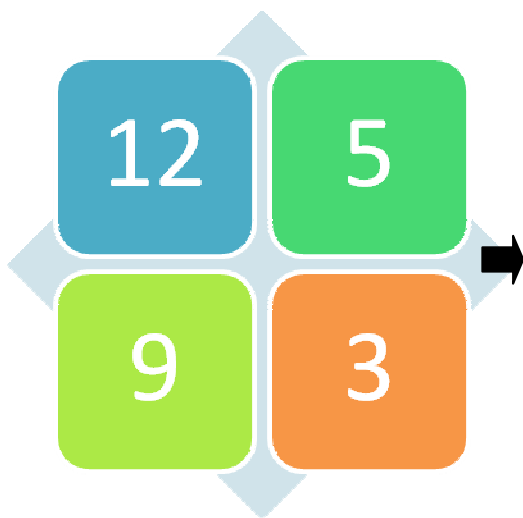
come	him	only	started	what
come	him	only	started	what

My Full Sentences.

6.3 Mixed Up Sentences.

	→	
	→	
	→	

7. Odd One Out



Write down which one you think is the odd one out. Remember to say why and what colour box it is in.

Colour used:

Sign/type
Your name:

My Literacy Contract - List 4 - 20A



Name: School:

D.O.B: Year: Age: Gender:

Date: Principal:

Siblings name/s:

My Address: Postcode:

My Phone Number: My Province:

My Friends:

Something else about me:



What is it?

Word 1: Word 2:

Word 3: Word 4:

Colours/Shapes:



T

t

str

Tt words

str words




...ail

Copy the words again

Trace the Blends

bl, br, cl, cr, dr, fl, fr, gl, gr, pl, pr, sc, sk, sl, sm, sn, sp, squ

My Literacy Contract - List 4 - 20B



could	house	or	their	will
could	house	or	their	will

My Full Sentences.

6.3 Mixed Up Sentences.

7. Odd One Out



Write down which one you think is the odd one out. Remember to say why and what colour box it is in.

Colour used:

Sign/type
Your name:

My Literacy Contract - List 4 - 21A



Name: School:

D.O.B: Year: Age: Gender:

Date: Principal:


Siblings name/s:

My Address: Postcode:

My Phone Number: My Province:

My Friends:

Something else about me:



What is it?

Word 1: Word 2:

Word 3: Word 4:

Colours/Shapes:



U

u

sc

Uu words

sc words




...ame

Copy the words again

Trace the Blends

bl, br, cl, cr, dr, fl, fr, gl, gr, pl, pr, sc, sk, sl, sm, sn, sp, squ

My Literacy Contract - List 4 - 21B



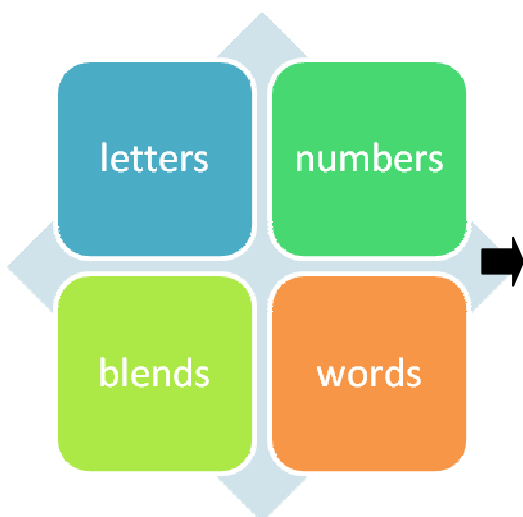
dad	if	other	them	would
dad	if	other	them	would

My Full Sentences.

6.3 Mixed Up Sentences.

	→	
	→	
	→	

7. Odd One Out



Write down which one you think is the odd one out. Remember to say why and what colour box it is in.

Colour used:

Sign/type
Your name:

My Literacy Contract - List 4 - 22A



Name: School:

D.O.B: Year: Age: Gender:

Date: Principal:

Siblings name/s:

My Address: Postcode:

My Phone Number: My Province:

My Friends:

Something else about me:



What is it?

Word 1: Word 2:

Word 3: Word 4:

Colours/Shapes:



V

v

squ

Vv words

squ words




...ap

Copy the words again

Trace the Blends

bl, br, cl, cr, dr, fl, fr, gl, gr, pl, pr, sc, sk, sl, sm, sn, sp, squ

My Literacy Contract - List 4 - 22B

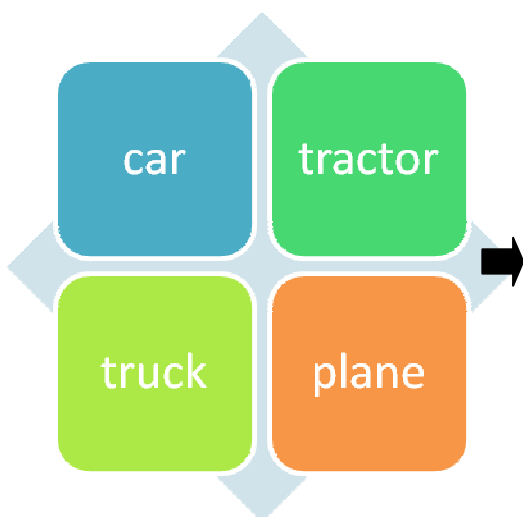


did	little	over	this	your
did	little	over	this	your

My Full Sentences.

6.3 Mixed Up Sentences.

7. Odd One Out



Write down which one you think is the odd one out. Remember to say why and what colour box it is in.

Colour used:

Sign/type
Your name: