



Essential List 7 Literacy Contracts - Using List 7 Words

A few other notes that may be of use.

- ‘Online Version’ means that the worksheet is done solely on the computer using Microsoft WORD programme.
- Except for the listed words and sentences, the main point is for the child to get used to the actual list words rather than it being about getting all the spelling correct (depending on their ability).
- For the ‘Printable Version’ of the unit, it may also be an idea to enlarge the sheets from A4 to A3 to give the child (especially the younger/less able children) more room to write.
- A blank copy of the worksheet (Teacher Created A1 and A2) has also been attached for the teacher to write in/type in their own ideas/letters/words/images etc.
- A copy of the words from **‘Essential List 7’ (60 words; 3% of writing)** spelling words, letters, and common blends have also been included in this resource. These have been included in lighter text so the child can trace over them. All the actual spelling words used in this resource include all of the words from **Essential List 7**. Each contract (A and B) has 5 different words from the list.

Please feel free to use this resource in any way that you see fit with the child/person you are using it with. It is about increasing their confidence, spelling skills and literacy skills. How you do it is up to you. I hope that you find it useful.

Section 1 – Me, Me, Me, Me

Children make up their own headings and information in the box based along the same lines as was used in previous contracts (Lists 1 – 6). Headings will be their/the teachers choice.

Section 2 – Visual Language/Images

Children write down what the photo/image shows. Then they write 4 different words about anything to do with the image. They then try to write one or more colours and/or shapes that they can see in the image.

Section 3 – Final Consonants

Children try to write three words that have the shown final consonants in the words. Then they copy the words again into the blue boxes. The final consonants at the bottom of the page are for the child to trace over. If this is being done as an ‘Online’ worksheet, then the child could do each one different colours on the computer (as they will be unable to physically write on the sheet).

Section 4 – List 7 (final list) (actual Spelling) Words-Word Study-Sentences

Each list word has three boxes. The first has the list word written in black (there are 5 different words from the list). The second box has the same word but done with a lighter colour for the child to trace over. The third box is empty for the child to write/copy the word into that box. Then the child writes each of the list words into full sentences in the below box. They can use more than one word in each sentence as long as it makes sense. Underline the words from the spelling list used in the sentence/s. Remind them that they must also number each sentence, include capitals, full stops, and to use full sentences which describes more than was required in the previous Essential List contracts.

Section 5 – Odd One Out

Three of the four words are related and one does not belong. The child says which one is the odd one out and why. Then they try to use all words in a sentence/s in the same box to show understanding of the words used.

Signature

The child writes their name in the space in the bottom right hand corner.



My Literacy Contract-Teacher Created A1

Name: Class and Date:

Children make up their own headings and information in the below box based along the same lines as was used in previous contracts (Lists 1 - 6)



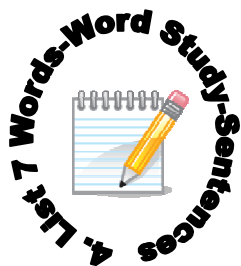
What is it of?
Word 1: Word 2:
Word 3: Word 4:
Colours/Shapes:



<input type="text"/>	<input type="text"/>	<input type="text"/>	<input type="text"/>
Copy the words again	<input type="text"/>	<input type="text"/>	<input type="text"/>

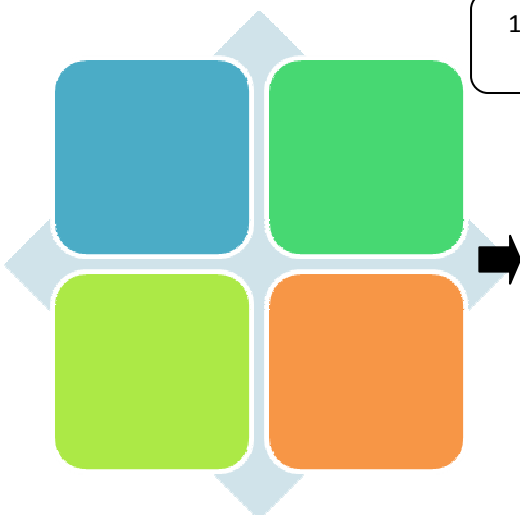
Trace the Endings

My Literacy Contract-Teacher Created A2




My Full Sentences.

5. Odd One Out



1. Write down which one you think is the odd one out. Remember to say why you think it is the odd one out (justify). 2. Put each word into a sentence.

Sign/type Your name:	
-------------------------	--



My Alphabet - Upper and Lower Case

Aa Bb Cc Dd

Ee Ff Gg Hh

Ii Jj Kk Ll

Mm Nn Oo Pp

Qq Rr Ss Tt

Uu Vv Ww Xx

Yy Zz



Common Blends

bl

br

cl

cr

dr

fl

fr

gl

gr

pl

pr

sc

sk

sl

sm

sn

sp

squ

st

str

sw

tr



Essential List 7 Basic Words (60 words; 3%) 1/2

any each ground soon

money baby ever bad

guard mother stay

everything hand stop

myself ball face new

happened swimming bit

being fast happy tea

parents father help



Essential List 7 Basic Words (60 words; 3%) 2/2

picked than boat few

hole playing tried

bought finally hot world

presents under camp

finished hour road

wait dead game let

side won died girl

look small work doing

gone many sometimes

My Literacy Contract - List 7 (final) - 47A



Name: Class and Date:

Children make up their own headings and information in the below box based along the same lines as was used in previous contracts (Lists 1 - 6)



What is it of?

Word 1: Word 2:

Word 3: Word 4:

Colours/Shapes:



...It			
Copy the words again			

Trace the Endings

-ct, -ft, -lb, -lt, -mp, -nd, -ng, -nk, -nt, -pt, -sk, -sp, -st

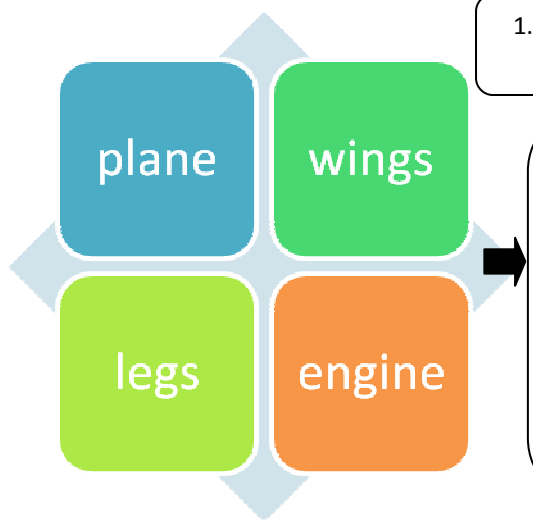
My Literacy Contract - List 7 (final) - 47B



any	each	ground	money	soon
any	each	ground	money	soon

My Full Sentences.

5. Odd One Out



1. Write down which one you think is the odd one out. Remember to say why you think it is the odd one out (justify). 2. Put each word into a sentence.

Sign/type Your name:	
-------------------------	--



My Literacy Contract - List 7 (final) - 48A

Name:

Class and Date:

Children make up their own headings and information in the below box based along the same lines as was used in previous contracts (Lists 1 - 6)



What is it of?

Word 1:

Word 2:

Word 3:

Word 4:

Colours/Shapes:



...st

Copy the words again

Trace the Endings

-ct, -ft, -lb, -lt, -mp, -nd, -ng, -nk, -nt, -pt, -sk, -sp, -st

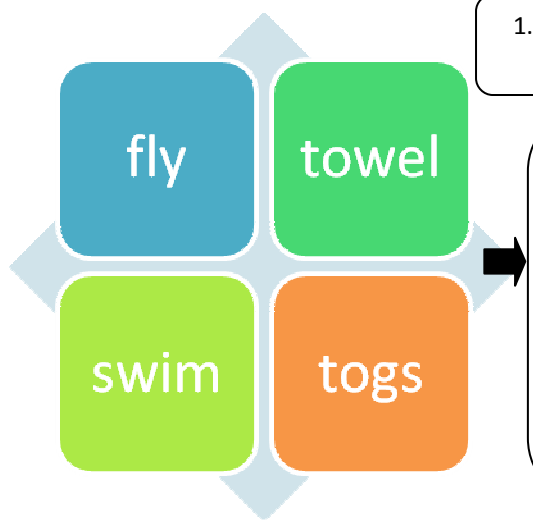
My Literacy Contract - List 7 (final) - 48B



baby	ever	guard	mother	stay
baby	ever	guard	mother	stay

My Full Sentences.

5. Odd One Out



1. Write down which one you think is the odd one out. Remember to say why you think it is the odd one out (justify). 2. Put each word into a sentence.

Sign/type Your name:	
-------------------------	--

My Literacy Contract - List 7 (final) - 49A



Name:

Class and Date:

Children make up their own headings and information in the below box based along the same lines as was used in previous contracts (Lists 1 - 6)



What is it of?

Word 1: Word 2:

Word 3: Word 4:

Colours/Shapes:



...sp	<input type="text"/>	<input type="text"/>	<input type="text"/>
Copy the words again	<input type="text"/>	<input type="text"/>	<input type="text"/>

Trace the Endings

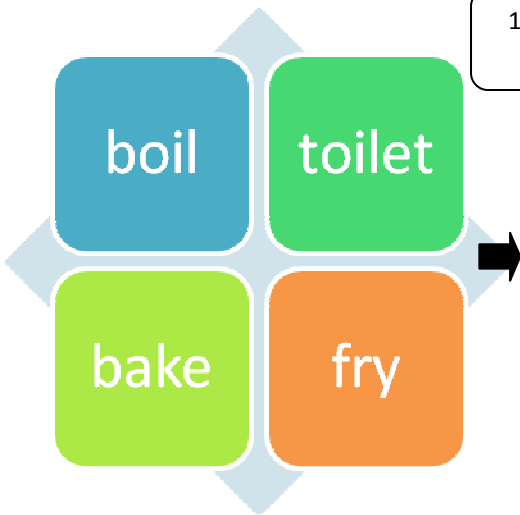
My Literacy Contract - List 7 (final) - 49B



bad	everything	hand	myself	stop
bad	everything	hand	myself	stop

My Full Sentences.

5. Odd One Out



1. Write down which one you think is the odd one out. Remember to say why you think it is the odd one out (justify). 2. Put each word into a sentence.

Sign/type Your name:	
-------------------------	--

My Literacy Contract - List 7 (final) - 50A

Name:

Class and Date:

Children make up their own headings and information in the below box based along the same lines as was used in previous contracts (Lists 1 - 6)



What is it of?

Word 1:

Word 2:

Word 3:

Word 4:

Colours/Shapes:

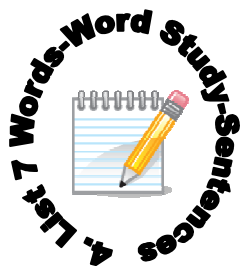


...sk

Copy the words again

Trace the Endings

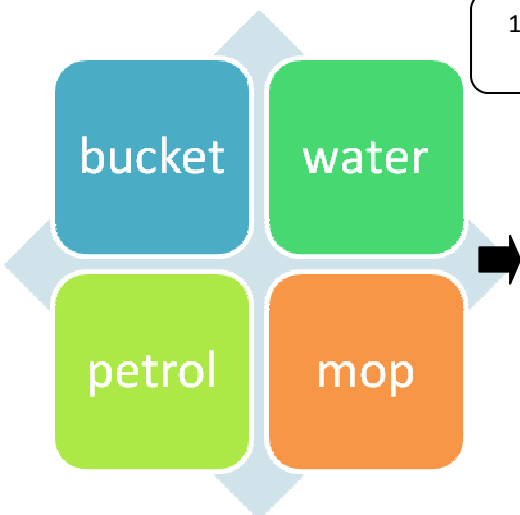
My Literacy Contract - List 7 (final) - 50B



ball	face	happened	new	swimming
ball	face	happened	new	swimming

My Full Sentences.

5. Odd One Out



1. Write down which one you think is the odd one out. Remember to say why you think it is the odd one out (justify). 2. Put each word into a sentence.

Sign/type
Your name:

My Literacy Contract - List 7 (final) - 51A



Name:

Class and Date:

Children make up their own headings and information in the below box based along the same lines as was used in previous contracts (Lists 1 - 6)



What is it of?

Word 1: Word 2:

Word 3: Word 4:

Colours/Shapes:

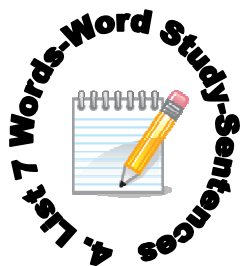


...pt	<input type="text"/>	<input type="text"/>	<input type="text"/>
Copy the words again	<input type="text"/>	<input type="text"/>	<input type="text"/>

Trace the Endings

-ct, -ft, -lb, -lt, -mp, -nd, -ng, -nk, -nt, -pt, -sk, -sp, -st

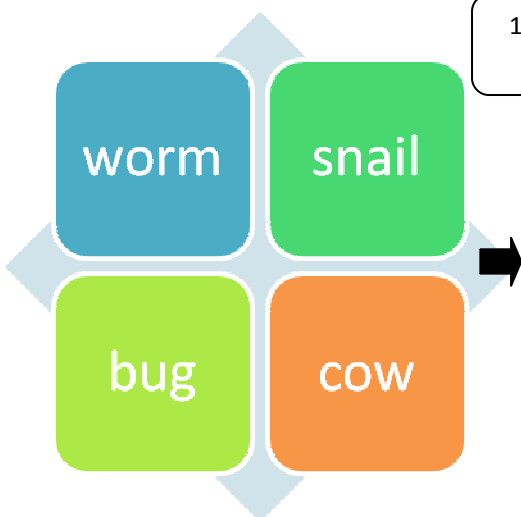
My Literacy Contract - List 7 (final) - 51B



being	fast	happy	parents	tea
being	fast	happy	parents	tea

My Full Sentences.

5. Odd One Out



1. Write down which one you think is the odd one out. Remember to say why you think it is the odd one out (justify). 2. Put each word into a sentence.

Sign/type Your name:	
-------------------------	--

My Literacy Contract - List 7 (final) - 52A



Name:

Class and Date:

Children make up their own headings and information in the below box based along the same lines as was used in previous contracts (Lists 1 - 6)



What is it of?

Word 1:

Word 2:

Word 3:

Word 4:

Colours/Shapes:

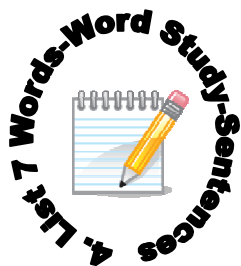


...nt

Copy the words again

Trace the Endings

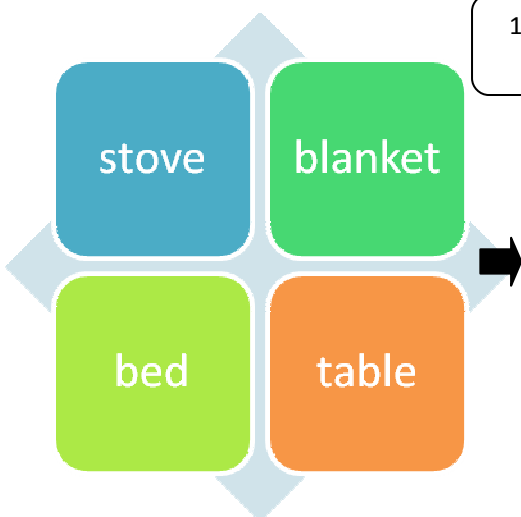
My Literacy Contract - List 7 (final) - 52B



bit	father	help	picked	than
bit	father	help	picked	than

My Full Sentences.

5. Odd One Out



1. Write down which one you think is the odd one out. Remember to say why you think it is the odd one out (justify). 2. Put each word into a sentence.

Sign/type Your name:	
-------------------------	--


My Literacy Contract - List 7 (final) - 53A



Name:

Class and Date:

Children make up their own headings and information in the below box based along the same lines as was used in previous contracts (Lists 1 - 6)



What is it of?

Word 1:

Word 2:

Word 3:

Word 4:

Colours/Shapes:



...nk

Copy the words again

Trace the Endings

My Literacy Contract - List 7 (final) - 53B



boat	few	hole	playing	tried
boat	few	hole	playing	tried

My Full Sentences.

5. Odd One Out



1. Write down which one you think is the odd one out. Remember to say why you think it is the odd one out (justify). 2. Put each word into a sentence.

Sign/type Your name:	
-------------------------	--

My Literacy Contract - List 7 (final) - 54A



Name:

Class and Date:

Children make up their own headings and information in the below box based along the same lines as was used in previous contracts (Lists 1 - 6)



What is it of?

Word 1:

Word 2:

Word 3:

Word 4:

Colours/Shapes:



...ng

Copy the words again

Trace the Endings

-ct, -ft, -lb, -lt, -mp, -nd, -ng, -nk, -nt, -pt, -sk, -sp, -st

My Literacy Contract - List 7 (final) - 54B



bought	finally	hot	presents	under
bought	finally	hot	presents	under

My Full Sentences.

5. Odd One Out



1. Write down which one you think is the odd one out. Remember to say why you think it is the odd one out (justify). 2. Put each word into a sentence.

Sign/type Your name:	
-------------------------	--



My Literacy Contract - List 7 (final) - 55A

Name:

Class and Date:

Children make up their own headings and information in the below box based along the same lines as was used in previous contracts (Lists 1 - 6)



What is it of?

Word 1:

Word 2:

Word 3:

Word 4:

Colours/Shapes:



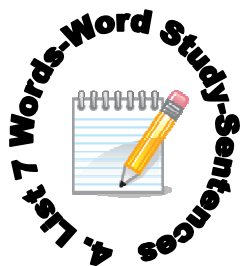
...nd

Copy the words again

Trace the Endings

-ct, -ft, -lb, -lt, -mp, -nd, -ng, -nk, -nt, -pt, -sk, -sp, -st

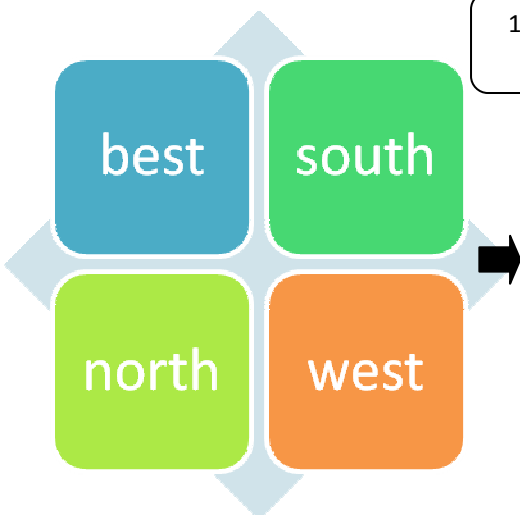
My Literacy Contract - List 7 (final) - 55B



camp	finished	hour	road	wait
camp	finished	hour	road	wait

My Full Sentences.

5. Odd One Out



1. Write down which one you think is the odd one out. Remember to say why you think it is the odd one out (justify). 2. Put each word into a sentence.

Sign/type Your name:	
-------------------------	--

My Literacy Contract - List 7 (final) - 56A

Name:

Class and Date:

Children make up their own headings and information in the below box based along the same lines as was used in previous contracts (Lists 1 - 6)



What is it of?

Word 1:

Word 2:

Word 3:

Word 4:

Colours/Shapes:



...mp

Copy the words again

<input type="text"/>	<input type="text"/>	<input type="text"/>	<input type="text"/>
<input type="text"/>	<input type="text"/>	<input type="text"/>	<input type="text"/>

Trace the Endings

-ct, -ft, -lb, -lt, -mp, -nd, -ng, -nk, -nt, -pt, -sk, -sp, -st

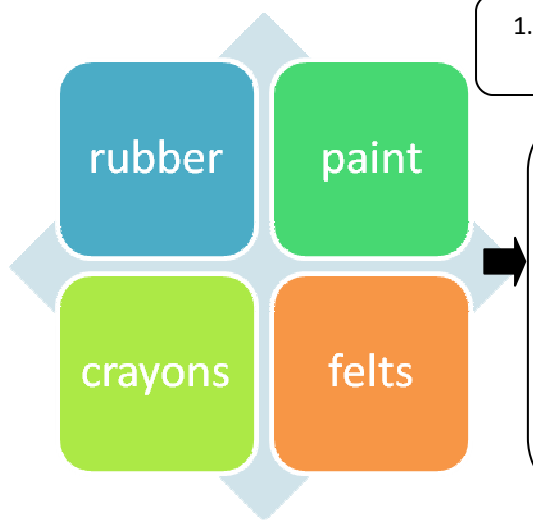
My Literacy Contract - List 7 (final) - 56B



dead	game	let	side	won
dead	game	let	side	won

My Full Sentences.

5. Odd One Out



1. Write down which one you think is the odd one out. Remember to say why you think it is the odd one out (justify). 2. Put each word into a sentence.

Sign/type Your name:	
-------------------------	--

My Literacy Contract - List 7 (final) - 57A



Name:

Class and Date:

Children make up their own headings and information in the below box based along the same lines as was used in previous contracts (Lists 1 - 6)



What is it of?

Word 1:

Word 2:

Word 3:

Word 4:

Colours/Shapes:



...ft

Copy the words again

-ct, -ft, -lb, -lt, -mp, -nd, -ng, -nk, -nt, -pt, -sk, -sp, -st

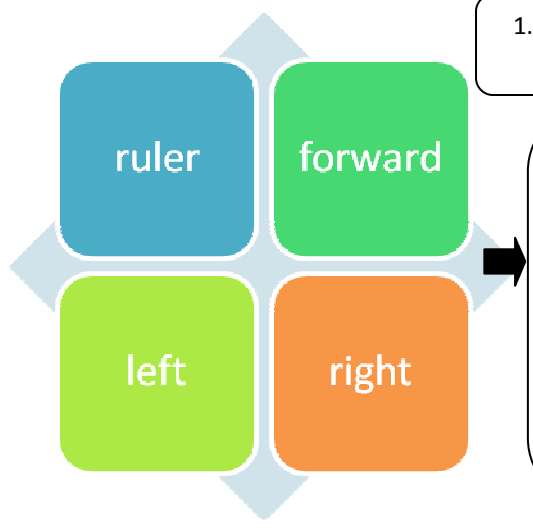
My Literacy Contract - List 7 (final) - 57B



died	girl	look	small	work
died	girl	look	small	work

My Full Sentences.

5. Odd One Out



1. Write down which one you think is the odd one out. Remember to say why you think it is the odd one out (justify). 2. Put each word into a sentence.

Sign/type Your name:	
-------------------------	--

My Literacy Contract - List 7 (final) - 58A

Name:

Class and Date:

Children make up their own headings and information in the below box based along the same lines as was used in previous contracts (Lists 1 - 6)



What is it of?

Word 1:

Word 2:

Word 3:

Word 4:

Colours/Shapes:



...ct

Copy the words again

Trace the Endings

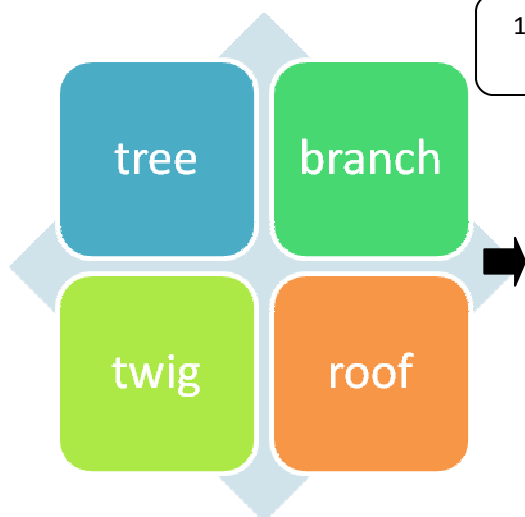
My Literacy Contract - List 7 (final) - 58B



doing	gone	many	sometimes	world
doing	gone	many	sometimes	world

My Full Sentences.

5. Odd One Out



1. Write down which one you think is the odd one out. Remember to say why you think it is the odd one out (justify). 2. Put each word into a sentence.

Sign/type Your name:	
-------------------------	--