


Name 

Day/Date 


2024 Reading Contract A 


Title: Lunch Boxes



Colour Level (Guided): Magenta

Text Series: Ready to Read (NZ)

www.thereleviatingteacher.weebly.com


Trace  Lunch Boxes

Fix Me  Trace over the correct letters, and circle all the letters that are in the wrong place or not correct.
LUNCh boxes

How many were in the book?  

 Match up then colour in/trace the words





round 



rectangle 



tall 


My Picture 



Your teacher will tell you when you can do this. It could be making a paper/cardboard model of something from the book.

Name 

Date/Day 

2024 Reading Contract B 

Title: Lunch Boxes

Colour Level (Guided): Magenta

Text Series: Ready to Read (NZ)


www.therelievingteacher.weebly.com

Title 


My Wordfind  5X5X5: Find the following 5 words (horizontal only):

blue, red, green, white, box

b	l	u	e	2
3	r	e	d	4
g	r	e	e	n
w	h	i	t	e
5	6	b	o	x

Find the Words  Write a word from the book that starts with the letter and blend.

p gr

My Turn  Using your own words, write your own sentence about something that happened, or that was in the book.



Question Time. Answer the questions.

1. How many lunch boxes were there altogether?
2. What was the colour of the 3rd lunch box?
3. Where was the green car?
4. Why do you think the lunch boxes all fell over?
5. How do we know what kind of day it was? (weather).



Word Study-I'm all mixed up. Write the words correctly.

For questions 6-8, the first letter of each word is written in a capital letter.

6. →
7. →
8. →

Find Me



9. How many times is this word in the book?

