


**A**



Question Time 1 (using the text).

1. Why did Nana say 'no', on page 8?

➤

2. Why was the job that Grandad gave Craig, to chase the birds away, an important job?

➤

3. What has a frog got to do with this story?

➤

4. What was 'bobbing away' in the water?

➤

5. Who said they didn't think the fish liked the smelly bait?

➤

6. Why did Craig and Cherie run to the water on page 12?

➤

7. When did Nana get excited?

➤

8. Where were they going to stop on the way home?

➤

9. How many people were in this story? Name them.

➤

10. This story happened at the beach. Write down some words from the story that have to do with the beach.

➤

**B**



Question Time 2 (using the pictures).

1. How many cat pictures were there altogether?

➤

2. Describe the Kontiki.

➤

3. How many sea shells were there altogether?

➤

4. Describe their car.

➤

5. What colour was the picnic basket?

➤

6. List all the pages that show the fish pictures.

➤

7. Who were wearing glasses?


➤

8. Describe what is happening in the picture on page 3.

➤

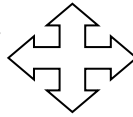
9. What was in the yellow bucket?

➤



**C**

**Word Study.** Find the 6 words, and the 2 picture words shown below. If you do this on a device, use the grid co-ordinates to write your answers.



|   |   |   |   |   |   |   |   |   |   |    |
|---|---|---|---|---|---|---|---|---|---|----|
| J | i | k | i | t | n | o | k | a | b | c  |
| I | d | e | b | f | g | h | i | j | k | l  |
| H | h | m | a | n | p | i | c | n | i | c  |
| G | s | o | i | p | q | r | s | t | u | v  |
| F | i | w | t | x | y | z | a | b | c | s  |
| E | f | d | e | f | g | h | i | j | k | h  |
| D | l | m | n | o | p | c | a | t | s | e  |
| C | f | r | o | g | q | r | s | t | u | l  |
| B | v | w | x | y | z | a | b | c | d | l  |
| A | a | n | u | t | e | f | g | h | i | s  |
|   | 1 | 2 | 3 | 4 | 5 | 6 | 7 | 8 | 9 | 10 |

Words and co-ordinates:

kontiki:

tuna:

frog:

bait:

picnic:

cats:

**D**

**Where Am I in the Book?** Using the below words, write down all the pages that the word or pictures of that word are found on in the book. Colour in the words.

Fish

Lunch

Sand

Flag

**E**

**Question Time 3 (finding other information).** Find the answer to these questions by looking at other information that is not part of the actual story.

Front cover page:

1. How many words are there in the title of this story?

The opposite side of the cover page:

3. How many other books has the author written?

The first page after the cover page (page 1):

4. What is the main colour used on this page?


The outside of the back cover page:

5. How many sentences are there altogether?

**F**

**Put Us in Order.** Rewrite the numbers shown by the pictures, in the order they first appeared in the story. You could also cut the pictures out or draw your own.

My order:



# G



## My Choice.

You have a number of different choices in this section. You can choose to do one, or all of them.

1. Make a copy of your own front cover page based on the story, *Me and Grandad Catch a Snapper*.

2. Make a copy of your own front cover based on something you have done with a family member or friend.

3. Do your own sketch or drawing about something that was in the story.

4. Make up your own mini model of something from the story, such as a Kontiki or fishing rod. You could use card, plastic, fabric or any other bits and pieces you can find.

## *Me and Grandad Catch a Snapper*



# H

## Mixed Up Sentence.

Using the words below, put them in order so the sentence makes sense. The **green word** is the start of the sentence, and the **red word** is the end of the sentence. The answer is on P.11.

**hooks.**, see, on, the, could, the, fish, **We**

**My Mini Fact File:** Using the information from the story, write your own mini fact file/presentation about going fishing'. You can include other information that you already know about this as well. You can do this a number of different ways (ask someone if you are unsure). You may even want to do it like a mini booklet, where you cut the mini booklet out in the shape of something related to the theme, (such as in the shape of a Kontiki or fish). Your booklet may even have more pictures/ illustrations than sentences if you really like drawing.

