

Name 

Day/Date 

Reading Contract A



Title: Make It!


Colour Level (Guided): Magenta

Text Series: Ready to Read NZ

[www.therelievingteacher.weebly.com](http://www.therelievingteacher.weebly.com)

Trace 


Make It!

Fix Up 


Trace over the correct letters, and circle all the letters that are in the wrong place or not correct.


Make It!

How many were in the book?





Match up then colour in/trace the words




snake 



spider web 



hat 

My Picture



Think of one of the things from the book. Then make up your own mini model using bits and pieces you can find in the classroom.

If any of the above image words are underlined, it is only that word that is used in questions 6-8.

Name 

Date/Day 

**Reading Contract B**




Title: Make It!


Colour Level (*Guided*): Magenta


Text Series: Ready to Read NZ

[www.therelievingteacher.weebly.com](http://www.therelievingteacher.weebly.com)

Title 

**My Words**  Write some of your own words which are related to the story, but which were not in the story.

**Find the Words**  Write words from the story that start with the letters.  
**g sn**

**My Turn**  Using your own words, write your own sentence about something that happened, or that was in the book.



**Question Time. Answer the questions.**

1. What did they make the flower out of?
2. What colour was the cat face?
3. How many children are on the page that shows the hat?
4. What did they make at the beach?
5. How many candles are on the birthday cake?



**Word Study-I'm all mixed up. Write the words correctly.**

For questions 6-8, the first letter of each word is written in a capital letter.

6.  →

7.  →

8.  →

**Find Me**

9. How many times is this word in the book?

