

**A****Question Time 1 (using the text).**

1. Where do tahr like to live?

2. List the order of all the things Craig and Dad put in their back and hunting packs on page 5.

3. What was in the sports shop?

4. Who said they could walk a very long way?

5. Where was the sheep station located?

6. What did Dad do with the newspaper?

7. Why did they have to stop a few times?

8. Who were the spy glasses for?

9. Why did Mum say, "No, you're not"?

10. Write a list of all the people and animals in the same order they were first mentioned in the story.

**B****Question Time 2 (using the pictures).**

1. How many tahr are there altogether in the story?

2. How many mice are there altogether in the story?

3. List all the colours of the musterer's hut.

4. What page is the chocolate on?

5. How many things are in the back of the Hilux?


6. Who was first when they were climbing the steep hill?

7. What was hanging on the wall?

8. What is the white stuff around the hut?

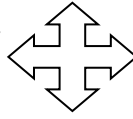
9. What colour is Craig's boots?

10. Write a list of all the different things that Dad and Craig took on their trip. You may want to do this by drawing them as pictures.



**C**

**Word Study.** Find the 6 words, and the 2 picture words shown below. You can do this like a normal wordfind (using a print out), or use the coordinates.



J	s	a	b	h	a	i	r	y	c	s
I	t	k	j	i	h	g	f	e	d	l
H	a	l	h	u	n	t	i	n	g	e
G	t	t	s	r	q	p	o	n	m	e
F	i	u	s	n	r	o	h	v	m	p
E	o	c	b	a	z	y	x	w	i	i
D	n	d	z	y	x	w	v	u	c	n
C	s	p	o	t	l	l	i	h	e	g
B	k	c	a	p	r	t	s	m	n	p
A	e	f	g	h	i	j	k	l	o	q
	1	2	3	4	5	6	7	8	9	10

Words and co-ordinates:

hunting:



sleeping:

hilltops:

horns:

station

hairy:

**D**

**Where Am I in the Book?** Using the below words, write down all the pages that each word is found in the book. Colour in the words below as you complete the task.

tahr

mice

hut

walk

**E**

**Question Time 3 (finding more information).**

Find the answer to these questions by looking for other information in the book.

Front cover page:

1. How many letters are in the title of the story altogether?

The opposite side of the cover page:

2. What is the black and white image of?

The first page after the cover page (page 1):

3. How many different items are in the image?

The outside of the back cover page:

4. How many tahr can you see?

**F**

**Put Us in Order.** Rewrite the numbers shown by the pictures, in the order they first appeared in the story. You could also cut the pictures out, or draw your own.

My order:


**1****2****3****4****5****6**



### My Choice.

**G** You have a number of different choices in this section. You can choose to do one, or all of them. Be creative.

1. Make a copy of your own front cover page based on the story, *Me and Dad Go Tahr Hunting*.
2. Make a copy of your own front cover based on something you have done, either hunting or viewing, with a family member or friend.
3. Do your own sketch or drawing about something that was in the story. There is room to do this in Task I below, or use other paper.
4. Make up your own mini model of something from the story, such as a tahr or musterer's hut. You could use card, plastic, fabric, twigs, leaves, or any other bits and pieces you can find.



### Mixed Up Sentence.

**H** Using the words below, put them in order so the sentence makes sense. The **green word** is the start of the sentence, and the **red word** is the end of the sentence. The answer is on P.6.

**morning.**, woke, early, me, the, up, next, **Dad**



**My Mini Fact File:** Using the information from the story, write your own mini fact file/presentation about tahrs. You can include other information that you already know about this as well. You can do this a number of different ways, (ask someone if you are unsure). You may even want to do it like a mini booklet, where you cut the mini booklet out in the shape of something related to the theme, (such as in the shape of a tahr or other animal). Your booklet may even have more pictures/ illustrations than sentences if you really like drawing.

