

A



Question Time 1 (using the text).

1. Who was feeding the cows?



2. How were the cows being a pain? What were they doing that was making Dad annoyed?



3. Why did Dad laugh when Cherie said she liked wallabies?



4. Why did Dad phone the neighbours?



5. Who was 'fussing' around?



6. Who were Andrew and Richard?



7. How do we know that wallabies love little trees?



8. Where was one of the places the wallabies hid on page 10?



9. Explain how wallabies are like possums.



B



Question Time 2 (using the pictures).

1. How many red barrels are there?



2. How many ducks are on the wall?



3. What is written on the back of the Hilux?



4. Who is shining the spot-light?



5. How many fence posts are there?



6. How many wallabies are there altogether?




7. How many different pictures are there of things 'inside'?



8. Describe what is happening in the picture on the last page.

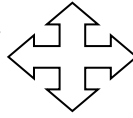


9. What colour is the phone?



C

Word Study. Find the 6 words, and the 2 picture words shown below. If you do this on a device, use the grid co-ordinates to write your answers.



J	c	r	o	p	a	b	c	d	e	p
I	w	f	g	h	i	j	k	l	m	e
H	a	e	l	f	i	r	n	o	p	s
G	l	q	r	s	t	u	v	w	x	t
F	l	y	z	a	b	t	r	e	e	s
E	a	c	y	d	e	f	g	h	i	j
D	b	k	k	l	m	u	s	s	o	p
C	y	m	s	n	o	p	q	r	s	t
B	u	v	e	w	c	h	e	r	i	e
A	x	y	p	z	a	b	c	d	e	f
	1	2	3	4	5	6	7	8	9	10

Words and co-ordinates:

crop:


rifle:

possum:

trees:

pesky:

pests:

**D**

Where Am I in the Book? Using the below words, write down all the pages that the word or pictures of that word are found on in the book. Colour in the words.

Trees

Paddocks

Hunt

Crops

**E**

Question Time 3 (finding other information).

Find the answer to these questions by looking for other information.

Front cover page:

1. Is the authors name above or below the Hilux?

The opposite side of the cover page:

3. What is above the number: **805348**?

The first page after the cover page (page 1):

4. Explain where the spot-light is? (*directions*)

The outside of the back cover page:

5. What colour is the word, 'PRINT'?


F

Put Us in Order. Rewrite the numbers shown by the pictures, in the order they first appeared in the story. You could also cut the pictures out or draw your own.

My order:

1**2****3****4****5****6**

G



My Choice.

You have a number of different choices in this section. You can choose to do one, or all of them.


You can also choose how to present your work.

1. Make a copy of your own front cover page based on the story, *Me and Dad Hunt the Wallabies*.

2. Make a copy of your own front cover based on something you have done with a family member or friend.

3. Do your own sketch or drawing about something that was in the story.

4. Make up your own mini model of something from the story, such as a wallaby or spot-light. You could use card, plastic, fabric or any other bits and pieces you can find.



H

Mixed Up Sentence.

Using the words below, put them in order so the sentence makes sense. The **green word** is the start of the sentence, and the **red word** is the end of the sentence. The answer is on P.7.

crop., were, our, in, pesky, wallabies, **Those**



My Mini Fact File: Using the information from the story, write your own mini fact file/presentation about going hunting. You can include other information that you already know about this as well. You can do this a number of different ways (ask someone if you are unsure). You may even want to do it like a mini booklet, where you cut the mini booklet out in the shape of something related to the theme, (such as in the shape of a wallaby or spot-light). Your booklet may even have more pictures/ illustrations than sentences if you really like drawing.

