

**A**

Question Time 1 (using the text).

1. Where were the fishing rods at home?



2. In the shed at home, Craig found a box which was full of funny things. What did these things look like?



3. What lure did Grandad pick up first?



4. What was the first thing Grandad taught Craig?



5. What are the 'special pens' for?



6. What happened when Craig lifted up his rod?



7. Where do you have to keep your rod tip when you have a salmon?




8. Where was Craig's fish lying?



9. What happened to Grandad's boots?



10. Write a list of all the things related to fishing that were mentioned in the story. You could also draw images of the different items.

**B**

Question Time 2 (using the pictures).

1. How many round pens in the water are there?



2. What colour is the frog?



3. How many images of lures are there altogether in the story?



4. How many zips are there on the back of Craig's vest?



5. How many seagulls are there?



6. Who wears glasses?



7. How many buttons are on the camera?



8. There is 1 image that is shown over 2 pages. What are the 2 pages?



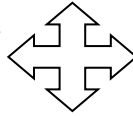
9. What colour is the handle on the bucket?



10. Using the image of the salmon on page 8, write and/or draw your own description of the salmon.

**C**

**Word Study.** Find the 6 words, and the 2 picture words shown below. You can do this like a normal wordfind (using a print out), or use the coordinates.



J	c	d	f	s	t	z	k	g	t	h
I	s	r	e	e	l	a	o	j	s	i
H	p	e	g	r	u	b	o	k	e	l
G	l	s	h	q	v	c	h	n	v	m
F	a	a	i	p	w	d	o	p	x	t
E	s	l	t	e	k	c	u	b	s	b
D	h	m	j	o	x	e	q	r	z	u
C	i	o	k	n	a	r	e	m	a	c
B	n	n	l	m	y	f	w	a	v	y
A	g	b	c	a	s	t	i	n	g	a
	1	2	3	4	5	6	7	8	9	10

Words and co-ordinates:

reel:  hook:

salmon:  bucket:



casting:  splashing:

**D**

**Where Am I in the Book?** Using the below words, write down all the pages that each word is found in the book. Colour in the words below as you complete the task.

fish  lures

boots  catch

**E**

**Question Time 3 (finding more information).**

Find the answer to these questions by looking for other information in the book.

Front cover page:

1. How many freckles does Craig have on his face?

The opposite side of the cover page:

2. What is Craig's sisters' name?

The first page after the cover page (page 1):



3. What colour is the spider?

The outside of the back cover page:

4. What 2 animals can you see?

**F**

**Put Us in Order.** Rewrite the numbers shown by the pictures, in the order they first appeared in the story. You could also cut the pictures out or draw your own.


**1****2****3****4****5**



### My Choice.

You have a number of different choices in this section. You can choose to do one, or all of them, or you could even make up your own related activity. Be creative.

1. Make a copy of your own front cover page based on the story, *Me and Grandad Catch a Salmon*.
2. Make a copy of your own front cover based on something you have done with a family member or friend.
3. Do your own sketch or drawing about something that was in the story. There is room to do this in Task I below, or use other paper.
4. Make up your own mini model of something from the story, such as a fishing rod or fish. You could use card, plastic, fabric, playdoh, dirt, twigs, leaves, or any other bits and pieces you can find.



### Mixed Up Sentence.

Using the words below, put them in order so the sentence makes sense. The **green word** is the start of the sentence, and the **red word** is the end of the sentence. The answer is on P.12.

**gumboot!**. frog, your, a, there's, in, **Look,**



**My Mini Fact File:** Using the information from the story, write your own mini fact file/presentation about fishing. You can include other information that you already know about this as well. You can do this a number of different ways (ask someone if you are unsure). You may even want to do it like a mini booklet, where you cut the mini booklet out in the shape of something related to the theme, (such as in the shape of a fish or fishing rod). Your booklet may even have more pictures/ illustrations than sentences.

