


Name 

Day/Date 


Reading Contract A 

Title: Monkey and Crocodile  
Colour Level (Guided): Turquoise 1  
Text Series: Ready to Read (NZ)  
[www.thereleviatingteacher.weebly.com](http://www.thereleviatingteacher.weebly.com)

Trace  **Monkey and Crocodile**

Fix Up  Trace over the correct letters, and circle all the letters that are in the wrong place or not correct.  
**MonKey and cRocodilE**

How many were in the book?




Match up then colour in/trace the words




mango 



crocodile 



monkey 

My Picture 



Make a mini cardboard cut out model of your favourite animal from the story. You could also make a mango tree with mangoes on it.

If 2 words are used together by any of the above 3 images, it is only the underlined word that is used in questions 6-8.

Name 


Date/Day 


**Reading Contract B**




Title: Monkey and Crocodile  
Colour Level (*Guided*): Turquoise 1  
Text Series: Ready to Read (NZ)  
[www.therelievingteacher.weebly.com](http://www.therelievingteacher.weebly.com)

Title 

**My Words**  Write some of your own words which are related to the story, but which were not in the story.

**Find the Words**  Write words from the story that start with the letters.  
**P** **sn**

**My Turn**  Using your own words, write your own sentence about something that happened, or that was in the book.



**Question Time. Answer the questions.**

1. Where was the mango tree?
2. Where did Monkey say his heart was?
3. Why was Crocodile angry at Monkey?
4. How did Monkey use the rocks?
5. How many mangoes did Monkey throw into Crocodiles mouth?



**Word Study-I'm all mixed up. Write the words correctly.**

For questions 6-8, the first letter of each word is written in a capital letter.

6.  →

7.  →

8.  →

**Find Me**



9. How many times is this word in the book?

