

Name 

Day/Date 


Reading Contract A 


Title: Monster in the Pool

Colour Level (Guided): Yellow

Text Series: Ready to Read (NZ)

www.thereleviatingteacher.weebly.com

Trace  Monster in the Pool

Fix Up  Trace over the correct letters, and circle all the letters that are in the wrong place or not correct.
MoNsTer iN thE Pool

My Picture 

How many were in the book?



Drink bottle



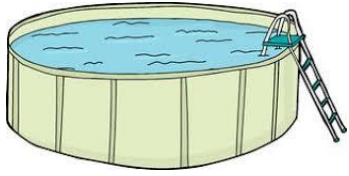
Match up then colour in/trace the words



togs



pool



goggles



If any of the above image words are underlined, it is only that word that is used in questions 6-8.



Draw a large picture of a swimming pool. Then cut out shapes of all the things that you use around or in a swimming pool. Stick them inside your pool picture.

Name 


Date/Day 

Reading Contract B



Title: Monster in the Pool
Colour Level (Guided): Yellow
Text Series: Ready to Read (NZ)
www.therelievingteacher.weebly.com


Title 

My Words  Write some of your own words which are related to the story, but which were not in the story.

Find the Words  Write words from the story that start with the letters.

o

dr

My Turn  Using your own words, write your own sentence about something that happened, or that was in the book.

Four empty horizontal lines for writing a sentence.



Question Time. Answer the questions.

1. What did Monster take off, before he put his goggles on?
2. Why did Jack laugh on page 6?
3. How many toys are in the pool with Jack and Monster?
4. Where was Monster's towel?
5. Why was Mum laughing on the last page?



Word Study-I'm all mixed up. Write the words correctly.

For questions 6-8, the first letter of each word is written in a capital letter.

6. Golesgg →

7. Tsog →

8. Ploo →

Find Me



9. How many times is this word in the book?

pool

