

Name 

Day/Date 

Reading Contract A



Title: My Book


Colour Level (Guided): Red

Text Series: Ready to Read (NZ)

www.therelievingteacher.weebly.com

Trace 



MY BOOK

Fix Up 

Trace over the correct letters, and circle all the letters that are in the wrong place or not correct.

MY BOOK

How many were in the book?




Match up then colour in/trace the words



ZOO



book



Dear Zoo



blocks



My Picture



Choose one of your favourite books at school. Now make up your own cover page that has the title and a picture. Try and make it look like a real book.

If any of the above image words are underlined, it is only that word that is used in questions 6-8.

Name 

Date/Day 

Reading Contract B




Title: My Book


Colour Level (*Guided*): Red


Text Series: Ready to Read (NZ)

www.thereleviatingteacher.weebly.com

Title 

My Words  Write some of your own words which are related to the story, but which were not in the story.

Find the Words  Write words from the story that start with the letters.
T Ni

My Turn  Using your own words, write your own sentence about something that happened, or that was in the book.



Question Time. Answer the questions.

1. Name two (2) different colours of the play blocks.
2. Who did Mum ask to go and read to her first?
3. What was the name of Tama's book?
4. What were some of the things on the bench?
5. At the end of the story, who ended up reading to Mum?



Word Study-I'm all mixed up. Write the words correctly.

For questions 6-8, the first letter of each word is written in a capital letter.

6. →
7. →
8. →

Find Me



9. How many times is this word in the book?

Mum

