



Teacher Notes

Below are a few ideas which are all based on the theme of Christmas. These have been written so very little work needs to be done by the teacher and most/many children depending on their level will be able to do many of these tasks independently. They may be done individually, as a pair, as a group, or as a class, or parts of it using all of the above. Basically whatever works for you and your class. The only rules are the ones that you make. The children may even come up with adaptations to the below ideas and even their own ideas which is fine. I have attempted to make these as productive as possible yet hopefully fun and enjoyable for the children themselves. Many of the bits and pieces needed are easily found in/around the school/classroom so there shouldn't be too much hassle in finding what the kids need to do the tasks. Depending on your class/school, if you have various levels, you may want to match up older kids with younger ones for some of the activities. Although many of the schools I have worked in have been sole charge with all the kids in the same class, this resource has been written as much as I could so many of the activities are easily done whether they are junior or senior. Like I have said, the only rules are the ones that you make. I hope the tasks/activities are useful to you in that it is something with a lot of fun activities for the children as well as being low in work for you as the teacher.


You may want to make a competition out of some of the tasks.

As the boxes in the class tick chart (as an attachment) are a bit small, it is probably best to enlarge the sheets up to A3, then write in the children's names. You could then put this on the wall where children could tick off the activities as they are completed.

The contract could be for fast finishers when they have done their normal work, or for a set part of the day, or a combination of all.

Have a very enjoyable remainder of Term 4, and all the very best to you all for a safe and enjoyable festive season.

Kind regards,



Chris



My NZ Christmas

Contract

Name/s:

Group Name:

School:

Class:

Level:

Age:



Activities/Tasks 1-7

1. My Cover Page:

Using either A3 or A4 paper or card, make up your own Cover Page with a Christmas theme to it.

2. My Christmas Dinner Wish: Make up your own real and/or

imaginative dream Christmas dinner. You may like to illustrate your dream dinner.

3. Come in Santa: Make up your own design which would make it easier

for Santa to enter your house to deliver your presents. This may be real or imaginative. If you are doing an imaginative one, try and make it exciting for Santa (like a lift/roller coaster down the chimney etc).

4. Christmas Songs: List as many Christmas songs that you know of. Which

ones are your favourite? Can you list more than your friend/someone else in your class?

5. I'm the Superstar: Using one of the songs you wrote down above, choose

your favourite, then either sing and/or mime it to the class (can be done on your own or with a group of people). Try to include actions. Your teacher may like to make this into a class/school mini Christmas Idol competition.

6. Thinking about this year: Write a list of all the new things you have

done, learnt, new people you have met, your changes in behaviours and attitudes etc that you have done/achieved this year.

7. Here comes next year: Thinking about next year, what are some of the

things that you think may happen and/or things you think you would like to happen. These things may not necessarily happen, but are things you think will/would like to happen.



Activities/Tasks 8-14

8. Flight "NZSanta" Arriving: Draw up your own flight path for Santa which shows his flight path around New Zealand. You'll need to either copy or trace over a copy of the outline of New Zealand (don't forget Stewart Island). An outline is included as attachment 1a/1b. Santa will arrive in NZ from Australia (you decide where he will arrive first), and will depart to the Pacific Islands (you decide where he departs from).
Shade when done
9. Rudolph and Friends: Illustrate and name all the reindeer which helps Santa deliver the presents.
Shade when done
10. Christmas Board Game: Make up your own board game which has a Christmas theme. It could be something along the lines like Snakes and Ladders. Don't forget to give your game a name, instructions, dice and counters. Play the game with someone. Remember to make it colourful. The game could be 2 or 3D.
Shade when done
11. Santa the Speedster: Make your own Santa Sleigh model. This may be a traditional sleigh or a new age model invention you have designed. Remember it must have room for Santa, the presents and the reindeer. Remember to give it a unique name as well.
Shade when done
12. Pros and Cons of this year: Thinking about things within NZ and the world, write a list of all the good things and not so good things that happened this year that you know of. This maybe such things as National/International events, new music artists, artists/famous people who have passed away, new inventions etc.
Shade when done
13. Giant Candy Cane: Using old newspaper or similar, make up your own giant candy cane. Remember you need to decorate the outside so it actually looks like a real one.
Shade when done
14. Newsflash: Make up your own TV and/or radio news item which explains that Santa has been seen arriving (or something similar).
Shade when done



Activities/Tasks 15-21

15. Santa's Ringtone: Make up your own ringtone with a Christmas theme for Santa. You will need to think about how you are going to do this, what sounds you are going to use (it could be people making sounds), and then record the ringtone onto computer and/or audio/CD.

16. Santa's Answer Phone: Make up your own answer phone message for Santa. Think about the message you will give as well as different sounds you will have in the background. Remember the answer phone message is for people who are calling Santa and need to leave a message for him.

17. The Spirit of Christmas: Why is it important for older children to keep the dream/the spirit of Christmas alive for younger children?

Remember to write it in such a way as if a young child is reading this, nothing is spoilt for them—it's trickier than you think so think carefully. Think back to when you were younger.

18. My Christmas Pictionary: Make up your own Christmas mini Pictionary book which has words related to Christmas/New Year. Try and do at least 20. You can either write the meaning beside the words and/or draw a picture which illustrates the meaning of the word.

19. Mixed Up Words: Unjumble the Christmas related words (see Attachment 2 at the end of this contract).

20. Crosswords/Wordfinds: Make up your own mini Christmas crossword/wordfind. Think about trying to do the crossword/wordfind in the shape of something related to Christmas. Remember to include an answer sheet as well. Try and do at least 15.

21. Acrostics: Do an acrostic for at least 10 Christmas related words. One of these could be your own name. Try and do them in a colourful way and in different shapes. If you do these on card, then they could also be hung as a mobile.



Activities/Tasks 22-27

22. 3D Model: Make up your own 3D/pop-up model using easily available resources. The model must be Christmas related.

23. Christmas Cards/Decorations: Make up your own (normal or giant) Christmas card for either a friend and/or family member. This could be 2 or 3D. You could also include your own unique decorations.

24. Alone People: Christmas is supposed to be a time to be with family and friends to enjoy each other's company. Describe how this is not always the case for some people in society. List some of the possible situations which prevent these people from being with loved ones. From your list, try to list some ways which people could do to try and help out these people so they are not alone. Are there any people in your area that you know of, where you could do something so people don't feel alone? (think about something as simple as a group/class Christmas card to an elderly person. Make sure you ask your teacher first).

25. My Wish: Write down a list of 5 realistic things that you would like for Christmas, and 5 dream things you would like for Christmas. Realistically, what would be the most important and precious present you could get for Christmas? (think carefully about what you already have).

26. My Tune: Make up your own Christmas lyrics based on a Christmas song (like the 12 Days of Christmas). However, the lyrics must be either of things Kiwiana (NZ) or around your local area. Think about making actions for it as well.

27. My letter to Santa: Write your own letter to Santa. Think carefully about what you are going to say in it and why.



Activities/Tasks 28-33

28. My Thoughts: Draw a Christmas related image on card (tree, bell, angel etc). Then cut it out and write down a simple and succinct sentence about what Christmas means to you. Think carefully about the most important thing and what it really means to you (what you think).

29. Picture Cues: (Attachment 3). Write down as many words as you can think of based on each picture. You could try and make it a race between you and someone else. You could cut out/draw each image and write the words underneath, then hang these as a mobile.

30. My Christmas Certificate: Design and make up your own A5, A4, A3 Christmas certificate. You are giving the certificate to yourself. Make sure you have enough room on it so you can write in what you are giving it to yourself for. Try and make the certificate themed as much as possible to Christmas as well as themed based on your school/area (personalise it).

31. Our Christmas Logo: Ask your teacher for a copy of your school emblem/logo. Using this, change it so it still remains your school emblem/logo, but add to it so it has a Christmas theme.

32. NZ Christmas Artists/Songs: Write down as many New Zealand artists/NZ Christmas songs. The songs must be either sung by a NZ artist/band (they do not have to be residing in NZ) and/or that the song has been changed/invented with a Kiwiana theme. This task can be a bit tricky so you may want to make it a homework/internet challenge. Don't forget to think about junior/NZ TV programmes as some of them have them.

33. My Christmas Questions: Write at least 5 questions that you would ask Santa/ Mrs Claus/the Reindeer if you had a chance to meet them.



Activities/Tasks 34-37



34. **Meri Kirihimete:** Merry Christmas in Māori. Try and find as many words/phrases in Māori which have a Christmas theme to them. You may like to illustrate. Remember to either include the answers and/or the illustrations.

A few phrases related to Christmas are:

Ngā mihi o te wā me te aroha nui, nā (ingoa) = Happy Christmas lots of love, from (name)

Ngā mihi o te wā me te Tau Hou = A Merry Christmas and Happy New Year

Ngā mihi o te Kirihimete = Christmas Greetings

Ngā mihi mō te Kirihimete = Wishing you a very Happy Christmas

Ngā mihi o te Tau Hou = Happy New Year

Ngā mihi o te Tau Hou ki a koutou katoa = Wishing you all a very Happy New Year

Ngā mihi o te Tau Hou ki a kōrua = Wishing you both a very Happy New Year.

35. **My Natural Creation:** Using such things as old twigs, bark, leaves, natural fibres (such as wool stuck in fence lines), stones etc, make up your own natural creation which has a Christmas theme. This could be anything from a card with its own design to a small model. The choice is yours as long as it is related to a Christmas theme. The aim is to try and make this creation as much as you can using natural items (remember that twigs, leaves etc are not to be taken off trees. They must be ones that have fallen off unless your teacher has given you permission).

36. **Santa Sack:** Bring an old sock or sack from home and using wool, card, felt etc, make up your own Santa Sack/Sock. Try and make it as festive as you can. Can you make it so it also has your name on it? As an alternative, paper or card (cut into the shape of a sack/sock) could also be used instead of a sack/sock.

37. **Tell Me Human:** Imagine that you have to explain/act out Christmas to an alien. How would you do it? Can you do this in front of the class?



Activities/Tasks 38-41

38. My Own Song: Make up your own Christmas song and/or rap using lyrics which have a Christmas theme. If available, you may also be able to use various instruments to put a beat/tune to it. This could then be recorded and/or performed to the class. Remember to think about actions as an extra.
39. My Mini Christmas Book: Make up your own mini Christmas book/comic/picture book. Try and make up one of your own storylines with a Christmas theme rather than copying a known one. You could do it as a picture/big book for juniors. Remember to keep the language simple (so they can read along with you) and to make the pictures colourful. As an extra, you could also put the story onto audio tape/CD for juniors. This could then be read by you/your group to a junior class. Remember to give it a title, have your name/s on it, and to make sure the text is not too small (remembering it is based in juniors being able to read along as well).
40. Powerpoint: Create your own Powerpoint Presentation either based on your own ideas, or by retelling a well known Christmas story. For those that are able to, you could also include background music and moving images. As an extra, you could also design a PPT CD cover design for your story/presentation (the case that the CD will go in).
41. Christmas Letterbox: Design and make up your own class/school Christmas letterbox. This could also be used as a real one for mail messages to other members in the class/school, and/or for younger children to have a place to post their letters to Santa (remember that it is important to keep the spirit alive for younger students).



Activities/Tasks 42-46

42. **My Christmas Email:** Send an e-mail to a friend or teacher at school

Shade when done wishing them a Merry Christmas and what you plan to do this Christmas. Ask them to reply to you (this is of course assumed that you have access to school e-mail accounts. Not recommended for email addresses outside the school, for obvious reasons). Can you also include some Christmas clip art into your e-mail?

43. **Argh!:** Write a short story about how you would feel if everyone forgot

Shade when done Christmas. How would you fix it?

44. **Santa's Timetable:** Write a list/timetable/itinerary of all the things that

Shade when done Santa has to do on Christmas Eve/Day.

45. **Finish Me Off:** (Attachment 4). Using the images, finish off the other


Shade when done half of the picture. You may like to enlarge the image first. The other half of the image that you draw could be either a suitable other half, or imaginative/completely different to the original.

46. **My Wordfind:** (Attachment 5a). Complete the Christmas wordfind

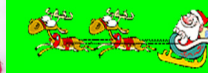
Shade when done (Answers are Attachment 5b). Then make up your own grid word find. Try and use as many Christmas words as you can.



... and the list goes on.



Class Tick Chart 1



Children's Names	
Activity No.	
1	
2	
3	
4	
5	
6	
7	
8	
9	
10	
11	
12	
13	
14	
15	
16	
17	
18	
19	
20	
21	
22	
23	
24	
25	
26	
27	
28	
29	
30	
31	

Attachment 1a-NZ Map (8)





Attachment 2-Mixed Up Words (19)

nbirbso	ribbons
ymifla	family
namwson	snowman
safet	feast
lebls	bells
figts	gifts
soty	toys
tieostmle	mistletoe
shaCimrts rete	Christmas tree
isltn	Tinsel
solrac	Carols
atnaS	Santa
eapec	peace
ppahy	happy
rebmeceD	December
llyoh	holly
eewsst	sweets
rtas	star
hgiesl	sleigh




Attachment 3-Picture Cues (29)



A.



B.






Attachment 4-Finish Me Off (45)



1.



2.



3.



4.



Attachment 5a-Wordfind (46)

Y	P	R	G	S	W	E	E	T	S	I	B	T	B	F	X	B	R	T	I
R	F	R	L	Y	K	Z	J	P	R	E	S	E	N	T	S	Y	F	C	I
E	E	E	P	F	D	E	C	O	R	A	T	I	O	N	S	J	V	C	Q
V	A	I	W	R	W	X	W	H	L	B	R	Q	A	B	Q	G	Y	D	X
C	S	N	T	I	S	E	R	A	Z	M	X	T	H	A	K	K	Z	Y	W
P	T	D	R	E	B	C	A	P	S	L	E	I	G	H	K	F	F	S	V
N	B	E	E	N	U	H	P	P	L	X	T	W	N	H	M	A	S	E	D
S	C	E	E	D	S	T	P	Y	R	X	L	P	E	R	N	M	G	W	U
O	O	R	U	S	J	G	I	D	N	E	B	K	W	U	X	I	M	I	T
N	M	J	K	E	U	A	N	Z	I	B	I	Z	Z	D	V	L	E	S	D
G	E	N	O	X	Q	G	G	N	A	K	V	G	E	O	C	Y	P	H	L
S	O	S	M	H	O	L	I	D	A	Y	S	Q	A	L	A	U	U	H	J
O	A	A	X	S	A	N	T	A	W	I	R	P	L	P	R	Y	V	G	V
U	J	M	I	S	T	L	E	T	O	E	X	I	A	H	D	Z	V	M	A
X	A	B	W	C	H	R	I	S	T	M	A	S	N	Y	S	S	C	V	A
S	N	M	P	Q	E	O	O	M	P	T	T	S	D	W	C	H	O	Z	C

- | | |
|-----------------|-----------------|
| 1. presents | 11. holidays |
| 2. Christmas | 12. friends |
| 3. mistletoe | 13. reindeer |
| 4. wish | 14. Rudolph |
| 5. happy | 15. sweets |
| 6. sleigh | 16. wrapping |
| 7. tree | 17. New Zealand |
| 8. songs | 18. cards |
| 9. Santa | 19. feast |
| 10. decorations | 20. family |

Attachment 5b-Answers (46)

Y	P	R	G	S	W	E	E	T	S	I	B	T	B	F	X	B	R	T	I
R	F	R	L	Y	K	Z	J	P	R	E	S	E	N	T	S	Y	F	C	I
E	E	E	P	F	D	E	C	O	R	A	T	I	O	N	S	J	V	C	Q
V	A	I	W	R	W	X	W	H	L	B	R	Q	A	B	Q	G	Y	D	X
C	S	N	T	I	S	E	R	A	Z	M	X	T	H	A	K	K	Z	Y	W
P	T	D	R	E	B	C	A	P	S	L	E	I	G	H	K	F	F	S	V
N	B	E	E	N	U	H	P	P	L	X	T	W	N	H	M	A	S	E	D
S	C	E	E	D	S	T	P	Y	R	X	L	P	E	R	N	M	G	W	U
O	O	R	U	S	J	G	I	D	N	E	B	K	W	U	X	I	M	I	T
N	M	J	K	E	U	A	N	Z	I	B	I	Z	Z	D	V	L	E	S	D
G	E	N	O	X	Q	G	G	N	A	K	V	G	E	O	C	Y	P	H	L
S	O	S	M	H	O	L	I	D	A	Y	S	Q	A	L	A	U	U	H	J
O	A	A	X	S	A	N	T	A	W	I	R	P	L	P	R	Y	V	G	V
U	J	M	I	S	T	L	E	T	O	E	X	I	A	H	D	Z	V	M	A
X	A	B	W	C	H	R	I	S	T	M	A	S	N	Y	S	S	C	V	A
S	N	M	P	Q	E	O	O	M	P	T	T	S	D	W	C	H	O	Z	C

1. presents
2. Christmas
3. mistletoe
4. wish
5. happy
6. sleigh
7. tree
8. songs
9. Santa
10. decorations
11. holidays
12. friends
13. reindeer
14. Rudolph
15. sweets
16. wrapping
17. New Zealand
18. cards
19. feast
20. family