

Name 


Day/Date 

Reading Contract A




Title: My Worm House
Colour Level (Guided): Red
Text Series: Ready to Read (NZ)
www.therelievingteacher.weebly.com

Trace  My Worm House

Fix Up  Trace over the correct letters, and circle all the letters that are in the wrong place or not correct.
My Worm House

My Picture 

How many were in the book?




Match up then colour in/trace the words




straw 



soil 



worms 

If any of the above image words are underlined, it is only that word that is used in questions 6-8.



Look at the inside back page of the book.
Draw/write a list of all the things you need to
make a worm house.

Name 


Date/Day 


Reading Contract B




Title: My Worm House
Colour Level (*Guided*): Red
Text Series: Ready to Read (NZ)
www.thereleviatingteacher.weebly.com

Title 

My Words  Write some of your own words which are related to the story, but which were not in the story.

Find the Words  Write words from the story that start with the letters.
W **sq**

My Turn  Using your own words, write your own sentence about something that happened, or that was in the book.



Question Time. Answer the questions.

1. What did the girl get on page 7?
2. What do you think the food is, that she is putting in the box?
3. Why do you think the glass is for?
4. How many real worms do you think she has in her hand?
5. How many things do you need altogether, to make a worm house?



Word Study-I'm all mixed up. Write the words correctly.

For questions 6-8, the first letter of each word is written in a capital letter.

6. →
7. →
8. →

Find Me



9. How many times is this word in the book?

