


Name 



Day/Date 

Reading Contract A 


Title: Mya's Finger
Colour Level (Guided): Orange
Text Series: Ready to Read (NZ)
www.thereleviatingteacher.weebly.com


Trace  Mya's Finger

Fix Up  Trace over the correct letters, and circle all the letters that are in the wrong place or not correct.
MYa'S fiNger


How many were in the book?  

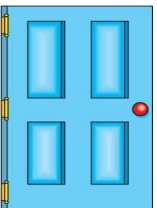
 Match up then colour in/trace the words



door 

finger 

friends 



My Picture 

If 2 words are used together by any of the above 3 images, it is only the underlined word that is used in questions 6-8.



Draw a picture of a time when you hurt yourself. What happened, and how did you hurt yourself?

Name 

Date/Day 

Reading Contract B




Title: Mya's Finger


Colour Level (Guided): Orange

Text Series: Ready to Read (NZ)


www.therelievingteacher.weebly.com

Title 

My Words  Write some of your own words which are related to the story, but which were not in the story.

Find the Words  Write words from the story that start with the letters.

r **st**

My Turn  Using your own words, write your own sentence about something that happened, or that was in the book.

Blank writing area for the 'My Turn' section.



Question Time. Answer the questions.

- Who was Mya playing with?
- How many teddies are on the bed?
- Where was the class when Mya came back to school?
- Why did Mr Wilson smile at Lucy?
- What was Lucy drawing a picture of?



Word Study-I'm all mixed up. Write the words correctly.

For questions 6-8, the first letter of each word is written in a capital letter.

- D**roo →
- inger**F** →
- sdneir**F** →

Find Me



9. How many times is this word in the book?

hug

