



Question Time (using the text).

1. What was Presley doing?
2. How did they know the pony was the right size for her?
3. Where was the hay stacked?
4. Why did Mum let the reins go?
5. Who walked around in circles?
6. When did they leave to drive to the farm?
7. There are 4 pictures on this contract which are shown in the story (they are shown by the black letters). Draw a picture of all 4 images, write what they are, and say what page/s they are shown on in the book.




Question Time (using the pictures).

1. How many hay bales are there?
2. What is the book about that they are reading?
3. How many plates are on the table?
4. What two pages show the outside tap?
5. What colour is the lamp?
6. What colour is her riding helmet?

I'm the Illustrator (my time to draw).

Choose anything to do with the story and draw your own illustration/picture/sketch of it. Remember to name it.



Word Study.

Find the words

Forward/ Across,
Up, Down

paddock

yard


saddle

barn

pony

p	y	a	b	y	c	d	b	b	e
a	n	s	t	a	u	h	u	a	f
d	o	v	w	h	x	i	c	r	g
d	p	y	a	r	d	j	k	n	s
o	y	z	a	b	b	k	e	r	n
c	c	d	e	k	e	l	t	q	i
k	g	h	i	j	d	m	n	o	e
l	m	s	a	d	d	l	e	p	r
p	a	i	n	t	b	r	u	s	h

How many did I find?




Mixed Up Sentence.

Using the words below, put them in order so the sentence makes sense.

and, the, Buy, Pony, Me, Mum

My Mini Fact File: Using the information from the story, write your own mini fact file/presentation about 'Ponies'. You can include other information that you already know about ponies as well. You can do this a number of different ways (ask your teacher if you are unsure). You may even want to do it like a model, or mini booklet, where you cut the mini booklet out in the shape of something related to the theme (such as in the shape of a pony). The book may even have more pictures/illustrations than sentences if you really like doing pictures.



Find the picture words too:

