



Question Time (using the text).

1. What did Dad use to scare the possum away?
2. How was the possum annoying everyone?
3. Where were the spider webs?
4. Why did Dad laugh at on page 4?
5. Who didn't go into town with Mum?
6. When do possums sleep?
7. There are 4 pictures on this contract which are shown in the story (they are shown by the black letters). Draw a picture of all 4 images, write what they are, and say what page/s they are shown on in the book.




Question Time (using the pictures).

1. What colour was the Hilux?
2. Describe what Dad was wearing when he was waving goodbye.
3. What page was the moon on?
4. How many apples were on the ground, that the possum had eaten?
5. How many bananas were there in the banana bunch?
6. How many trees were at the back of the farm?

I'm the Illustrator (my time to draw).

Choose anything to do with the story and draw your own illustration/picture/sketch of it. Remember to name it.



Word Study.

Find the words

Forward/ Across,
Up, Down

smelly

hissing

farm

laughed

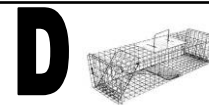

breakfast

l	a	p	p	l	e	a	b	s	m
a	c	s	m	e	l	l	y	p	r
u	d	e	f	g	h	i	j	i	a
g	k	l	t	o	r	c	h	d	f
h	m	n	o	p	q	r	s	e	t
e	u	v	w	x	y	z	a	r	b
d	c	h	i	s	s	i	n	g	d
b	r	e	a	k	f	a	s	t	e
b	a	n	a	n	a	s	f	g	h

How many did I find?



Find the picture words too:



Mixed Up Sentence.

Using the words below, put them in order so the sentence makes sense.

Possum, catch, Dad, the, and, Me

My Mini Fact File: Using the information from the story, write your own mini fact file/presentation about 'Possums'. You can include other information that you already know about possums as well. You can do this a number of different ways (ask your teacher if you are unsure). You may even want to do it like a mini booklet, where you cut the mini booklet out in the shape of something related to the theme (such as in the shape of a cage or possum). The book may even have more pictures/illustrations than sentences if you really like doing pictures.

