

Name 

Day/Date 

Reading Contract A 


Title: Ready, Steady, JUMP!







Colour Level (Guided): Yellow

Text Series: Ready to Read (NZ)

www.thereleviatingteacher.weebly.com

Trace  Ready, Steady, JUMP!

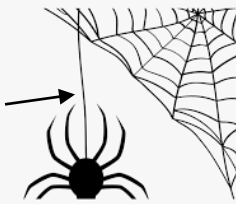
Fix Up  Trace over the correct letters, and circle all the letters that are in the wrong place or not correct.
ReAdy, StEady, JuMP!


How many were in the book?      

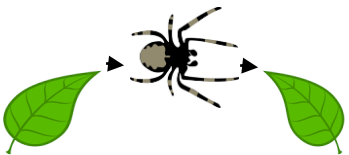
 Match up then colour in/trace the words



jumping 



spider 



silk thread 

If any of the above image words are underlined, it is only that word that is used in questions 6-8.

My Picture 



Using card/small boxes, cut out 2 leaves and a spider. Then using string, make a mini model which shows the spider jumping from one leaf to the other leaf.

Name 

Date/Day 

Reading Contract B




Title: Ready, Steady, JUMP!


Colour Level (Guided): Yellow


Text Series: Ready to Read (NZ)

www.therelievingteacher.weebly.com

Title 

My Words  Write some of your own words which are related to the story, but which were not in the story.

Find the Words  Write words from the story that start with the letters.
g **cl**

My Turn  Using your own words, write your own sentence about something that happened, or that was in the book.



Question Time. Answer the questions.

1. What is the spider jumping between?
2. On what page did the spider miss the jump?
3. Describe the spider.
4. How many eyes does the spider have altogether?
5. What does the spider use the silk thread for?



Word Study-I'm all mixed up. Write the words correctly.

For questions 6-8, the first letter of each word is written in a capital letter.

6. →
7. →
8. →

Find Me



9. How many times is this word in the book?

Jump!

