

Name 

Day/Date 

Reading Contract A




Title: Saving Hoppo

Colour Level (Guided): L.15 Orange

Text Series: PM+ (Nelson Books)

www.thereleviatingteacher.weebly.com

Trace  Saving Hoppo


Fix Up  Trace over the correct letters, and circle all the letters that are in the wrong place or not correct.
saViNg hoppo

My Picture 


How many were in the book?  

 Match up then colour in/trace the words



rabbit 



flood 



dry straw 

If 2 words are used together by any of the above 3 images, it is only the underlined word that is used in questions 6-8.



Using cardboard, make up your own mini rabbit cage. It may be like the one in the book, or your own design. Be creative.

Name 


Date/Day 


Reading Contract B




Title: Saving Hoppo
Colour Level (Guided): L.15 Orange
Text Series: PM+ (Nelson Books)
www.therelievingteacher.weebly.com

Title 

My Words  Write some of your own words which are related to the story, but which were not in the story.

Find the Words  Write words from the story that start with the letters.
P SC

My Turn  Using your own words, write your own sentence about something that happened, or that was in the book.



Question Time. Answer the questions.

1. When did Ben usually play with Hoppo?
2. What was all over the grass?
3. What was too heavy for Ben?
4. Why did Ben take Hoppo out of the cage on Page 12?
5. Where did they put the cage at the end of the story, and why did they put the cage in that place?



Word Study-I'm all mixed up. Write the words correctly.

For questions 6-8, the first letter of each word is written in a capital letter.

6. →

7. →

8. →

Find Me



9. How many times is this word in the book?

