

Name 

Day/Date 


Reading Contract A 


Title: Scarlett's Scarf

Colour Level (Guided): Purple 2

Text Series: Ready to Read (NZ)


[www.therelievingteacher.weebly.com](http://www.therelievingteacher.weebly.com)

Trace  Scarlett's Scarf

Fix Up  Trace over the correct letters, and circle all the letters that are in the wrong place or not correct.


scarlett's Scarf

How many were in the book?




Match up then colour in/trace the words




hoop 



scarf 



goal 

My Picture 

If 2 words are used together by any of the above 3 images, it is only the underlined word that is used in questions 6-8.



Using either fabric, or cardboard and felts, make up your own scarf with your own design.

Try and be as creative as you can.

Name 

Date/Day 

**Reading Contract B**




Title: Scarlett's Scarf


Colour Level (Guided): Purple 2


Text Series: Ready to Read (NZ)

[www.therelievingteacher.weebly.com](http://www.therelievingteacher.weebly.com)

Title 

**My Words**  Write some of your own words which are related to the story, but which were not in the story.

**Find the Words**  Write words from the story that start with the letters.  
**d** **sn**

**My Turn**  Using your own words, write your own sentence about something that happened, or that was in the book.



**Question Time. Answer the questions.**

1. Write a list of all the children's names.
2. Who wanted Scarlett to play tag?
3. Who was Scarlett at the market with?
4. Where was the scarf, when the scarf looked like it was waving at them?
5. What was Scarlett probably going to get next?



**Word Study-I'm all mixed up. Write the words correctly.**

For questions 6-8, the first letter of each word is written in a capital letter.

6.  →

7.  →

8.  →

**Find Me**



9. How many times is this word in the book?

