

Name 

Day/Date 

Reading Contract A



Title: Simon Says


Colour Level (Guided): Red

Text Series: Ready to Read (NZ)

[www.thereleviatingteacher.weebly.com](http://www.thereleviatingteacher.weebly.com)

Trace 

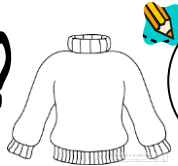
Simon Says

Fix Up 

Trace over the correct letters, and circle all the letters that are in the wrong place or not correct.

SiMON SAys

How many were in the book?



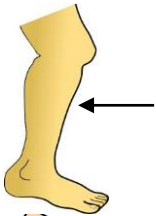
White jumpers



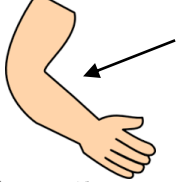
Children



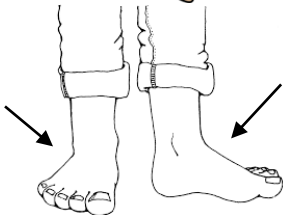
Match up then colour in/trace the words



feet



leg



arm



If any of the above image words are underlined, it is only that word that is used in questions 6-8.

My Picture



With a friend or people in your group, make up your own activity of Simon Says. Your teacher may even let you take the lead as a whole class.

Name 


Date/Day 


**Reading Contract B**




Title: Simon Says  
Colour Level (Guided): Red  
Text Series: Ready to Read (NZ)  
[www.therelievingteacher.weebly.com](http://www.therelievingteacher.weebly.com)

Title 

**My Words**  Write some of your own words which are related to the story, but which were not in the story.

**Find the Words**  Write words from the story that start with the letters.  
**U** **Si**

**My Turn**  Using your own words, write your own sentence about something that happened, or that was in the book.



**Question Time. Answer the questions.**

1. What was the first (1<sup>st</sup>) thing that Simon says?
2. How many people are wearing black shoes?
3. Who is wearing a black and yellow top and bottom, (boy or girl)?
4. On what page are they standing on one leg?
5. Who is Simon? Is he the real person speaking?



**Word Study-I'm all mixed up. Write the words correctly.**

For questions 6-8, the first letter of each word is written in a capital letter.

6.  →
7.  →
8.  →

**Find Me**



9. How many times is this word in the book?

**Down**

