

Name 

Day/Date 

Reading Contract A 


Title: Stuck!

Colour Level (Guided): Orange

Text Series: Ready to Read (NZ)

www.therelievingteacher.weebly.com


Trace  Stuck!


Fix Up  Trace over the correct letters, and circle all the letters that are in the wrong place or not correct.
s T u c k ?


How many were in the book?    

 Match up then colour in/trace the words



stick 

hole 

bucket 

My Picture 



Using card/paper etc, either make a mini model of a couple of the main things in the story, like the ball, and what they used to try to get the ball out, or what they saw down the hole.

If 2 words are used together by any of the above 3 images, it is only the underlined word that is used in questions 6-8.

Name 

Date/Day 

Reading Contract B




Title: Stuck!


Colour Level (*Guided*): Orange


Text Series: Ready to Read (NZ)

www.therelievingteacher.weebly.com

Title 

My Words  Write some of your own words which are related to the story, but which were not in the story.

Find the Words  Write words from the story that start with the letters.
W **fl**

My Turn  Using your own words, write your own sentence about something that happened, or that was in the book.



Question Time. Answer the questions.

1. Who was Ms Goldie?
2. What did Mr Campbell say, when Isabella asked for his help?
3. Why did Isabella feel very cross?
4. What did Isabella carry very carefully to the hole?
5. Who was wearing a watch on their wrist?



Word Study-I'm all mixed up. Write the words correctly.

For questions 6-8, the first letter of each word is written in a capital letter.

6. →
7. →
8. →

Find Me



9. How many times is this word in the book?

