

Name 

Day/Date 

Reading Contract A



Title: T Shirts


Colour Level (Guided): Yellow

Text Series: Ready to Read (NZ)

[www.thereleviatingteacher.weebly.com](http://www.thereleviatingteacher.weebly.com)

Trace 

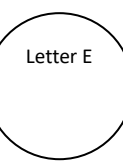
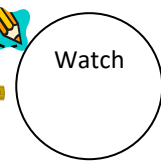
T Shirts

Fix Up 

Trace over the correct letters, and circle all the letters that are in the wrong place or not correct.

t ShIRTs

How many were in the book?



Match up then colour in/trace the words



yellow



T shirt



purple



My Picture



Make up your own T shirt design. This could be using paper, card, cloth etc. Then using colour, draw up your own design, such as a picture and/or your name.

If any of the above image words are underlined, it is only that word that is used in questions 6-8.

Name 

Date/Day 

**Reading Contract B**




Title: T Shirts

Colour Level (*Guided*): Yellow


Text Series: Ready to Read (NZ)

[www.therelievingteacher.weebly.com](http://www.therelievingteacher.weebly.com)

Title 

**My Words**  Write some of your own words which are related to the story, but which were not in the story.

**Find the Words**  Write words from the story that start with the letters.  
**W** **THR**

**My Turn**  Using your own words, write your own sentence about something that happened, or that was in the book.



**Question Time. Answer the questions.**

1. What did the yellow T shirt have on it?
2. What colour was Dad's T shirt?
3. What three (3) letters, did Mum have on her T shirt?
4. How many T shirts were hanging on the line?
5. How many different coloured T shirts were there altogether?



**Word Study-I'm all mixed up. Write the words correctly.**

For questions 6-8, the first letter of each word is written in a capital letter.

6. Yeowll →
7. T Shtir →
8. Pulerp →

**Find Me**



9. How many times is this word in the book?

big

