

Name 

Day/Date 

Reading Contract A





Title: T-shirts from Nana

Colour Level (Guided): Red

Text Series: Ready to Read (NZ)

www.therelievingteacher.weebly.com

Trace  T-shirts from Nana


Fix Up  Trace over the correct letters, and circle all the letters that are in the wrong place or not correct.
T-shirts from NaNa

How many were in the book?  

 Match up then colour in/trace the words

I ♥ SAMOA ←


Nana 

Samoa 

T-shirt 



If any of the above image words are underlined, it is only that word that is used in questions 6-8.

My Picture 



Using either old cloth or paper, make up your own T-shirt design. Try and make it like the ones in the story, and use the word 'Samoa'.

Name 

Date/Day 

Reading Contract B




Title: T-shirts from Nana


Colour Level (*Guided*): Red


Text Series: Ready to Read (NZ)

www.therelievingteacher.weebly.com

Title 

My Words  Write some of your own words which are related to the story, but which were not in the story.

Find the Words  Write words from the story that start with the letters.
h pr

My Turn  Using your own words, write your own sentence about something that happened, or that was in the book.

Four empty horizontal lines for writing.



Question Time. Answer the questions.

1. Where was Nana from?
2. Who did Nana hug first? (*This is a trick question.*)
3. What colour were the T-shirts?
4. Why were the family laughing on the last page?
5. How many people are there altogether in this family?



Word Study-I'm all mixed up. Write the words correctly.

For questions 6-8, the first letter of each word is written in a capital letter.

6. →
7. →
8. →

Find Me



9. How many times is this word in the book?

↓